

Side-by-Side Symmetry

2nd
GRADE

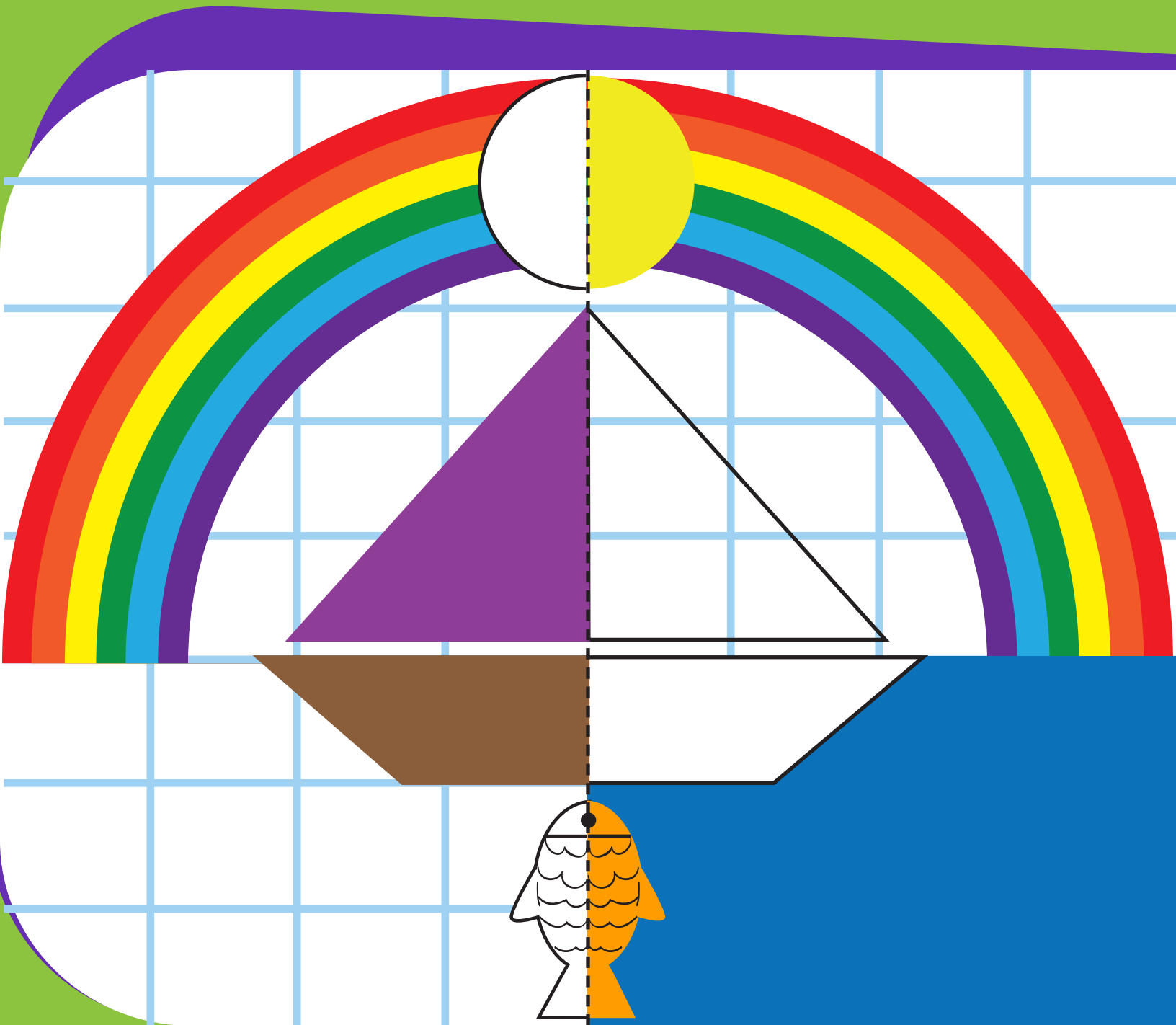


Table of Contents

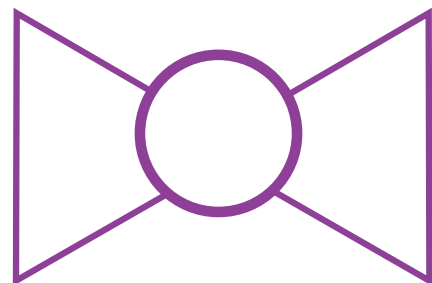





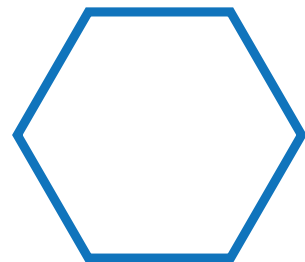

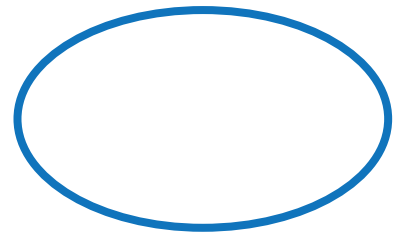


Side-by-Side Symmetry

Your Half, My Half
Symmetrical Shapes
Lines of Symmetry
Symmetry
Mirror, Mirror
Sailing the Sea
Learning About Symmetry
Busy Bee
Math Symmetry #1
Math Symmetry #2
Symmetry in Architecture
Symmetry in Animals
Symmetry in Nature
Symmetry Scavenger Hunt

Certificate of Completion

Your Half, My Half

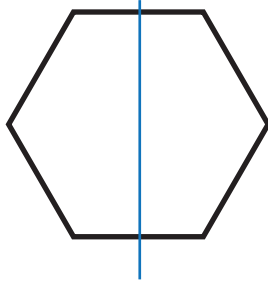
Can you draw a line to divide these shapes in half evenly?
Some shapes can be divided two different ways.



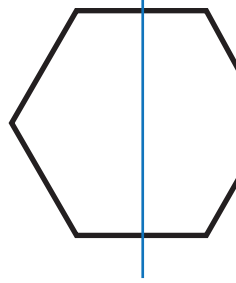
Symmetrical Shapes

A symmetrical shape has two halves that look like mirror images of each other.

An asymmetrical shape has two halves that **do not** make a mirror image.

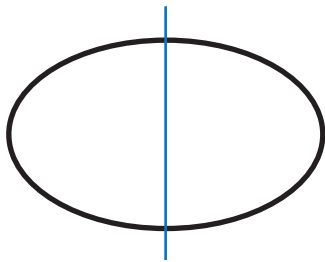


symmetrical




asymmetrical

Are these shapes symmetrical? Circle the correct answer.




symmetrical

asymmetrical



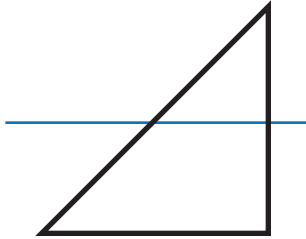
symmetrical

asymmetrical



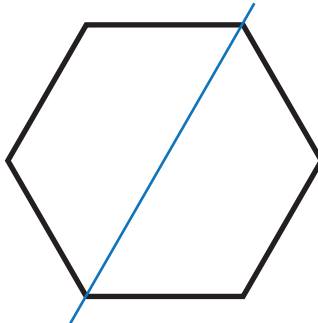
symmetrical

asymmetrical



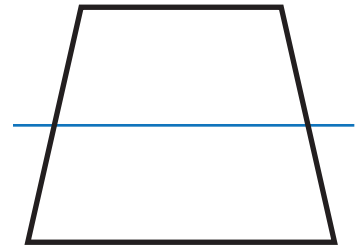
symmetrical

asymmetrical



symmetrical

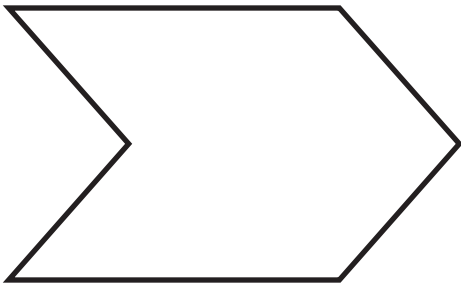
asymmetrical



symmetrical

asymmetrical


Draw a line of symmetry through the shape below.



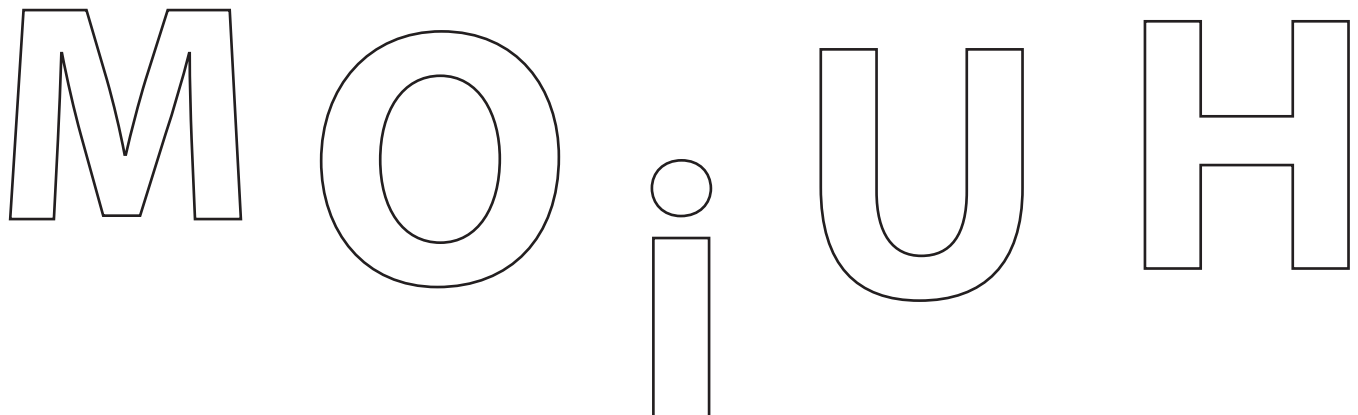
Draw your own symmetrical shape!

Lines of Symmetry

If you fold a shape along its line of symmetry and each side matches the other side exactly, the shape has symmetry. Look at the letters below. Color the ones that have a correct line of symmetry.









Draw a line of symmetry on each letter. Some shapes can have more than one line.



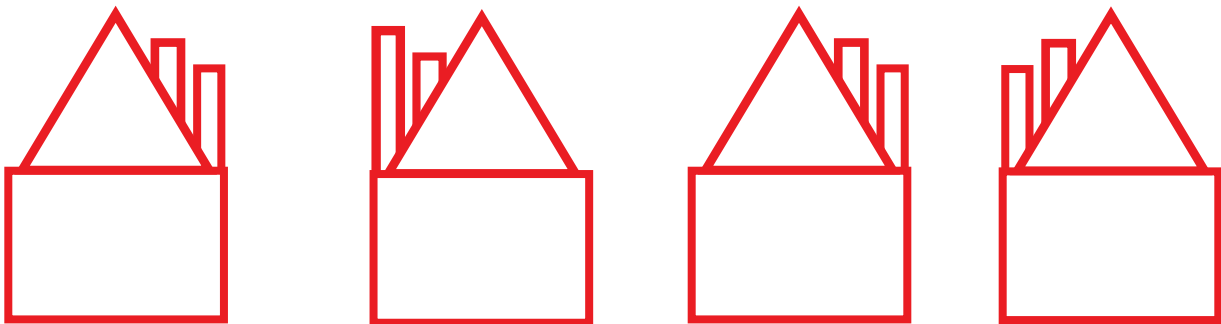
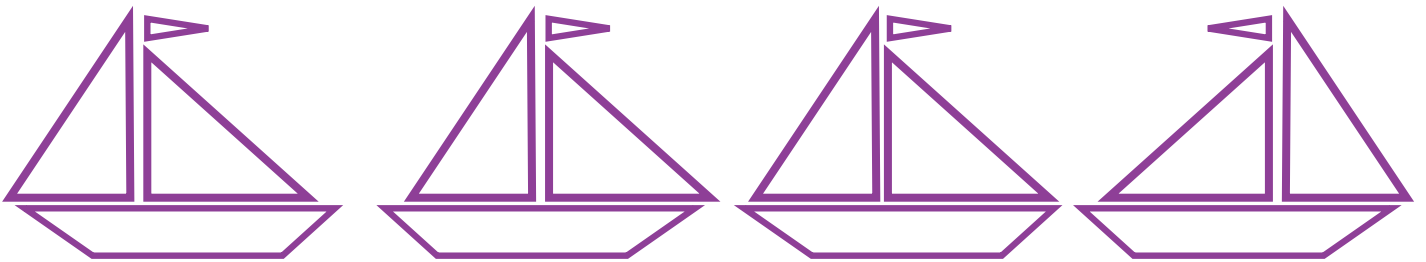



SYMMETRY

Circle the objects that are not symmetrical.






Mirror, Mirror

Which two images mirror each other? Circle them.



Sailing The Sea

Draw the mirror image of each item below to complete a shape.

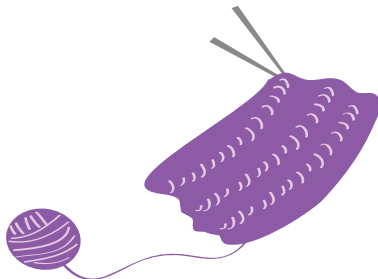









Do you see some letters?

Spell out a word using the letters you found. _____





Learning About Symmetry

If you fold a shape and the two halves match up exactly, the shape has symmetry. Look at the shapes and figures below and circle the ones that have symmetry.



Busy Bee

Draw the mirror image of each item below to complete a shape.




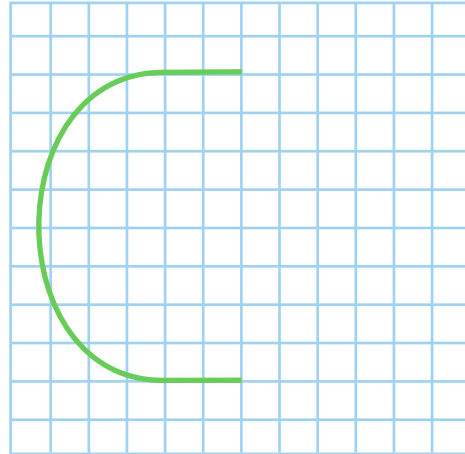
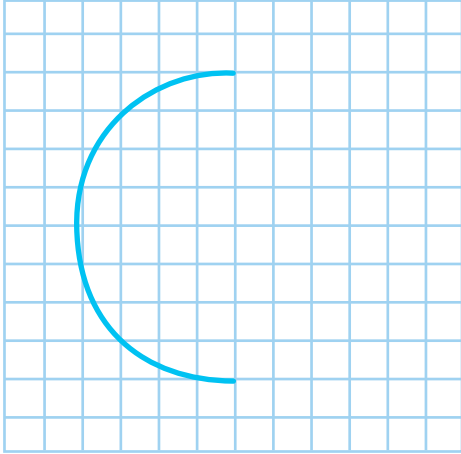
Do you see some letters?

Spell out a word using the letters you found. _____

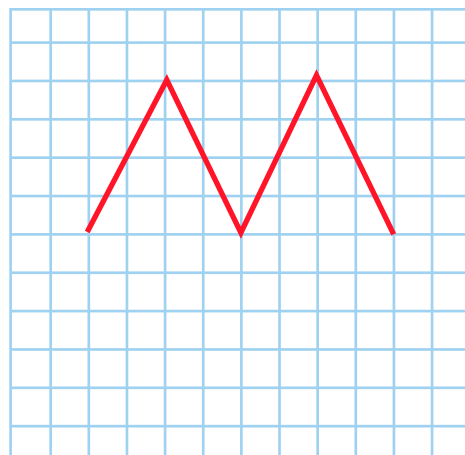
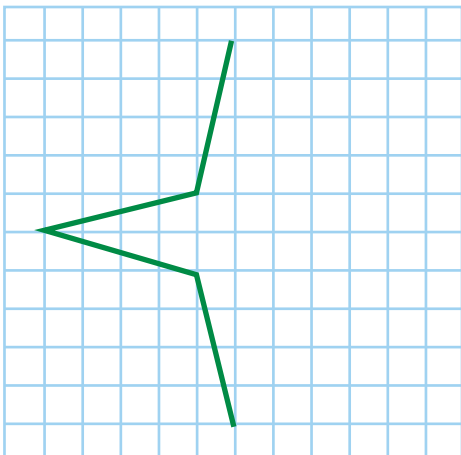
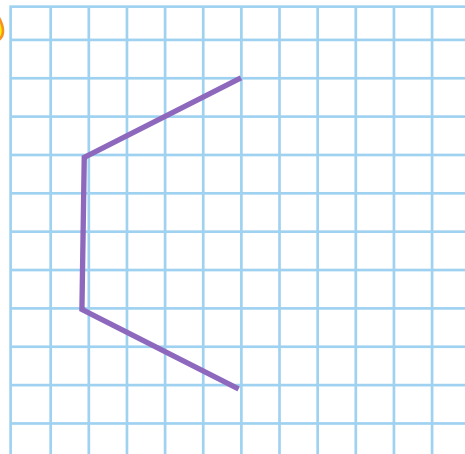
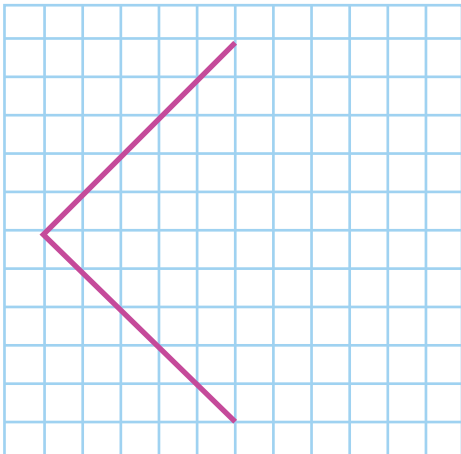
2nd Grade Math

SYMMETRY

Complete the second half of each picture.



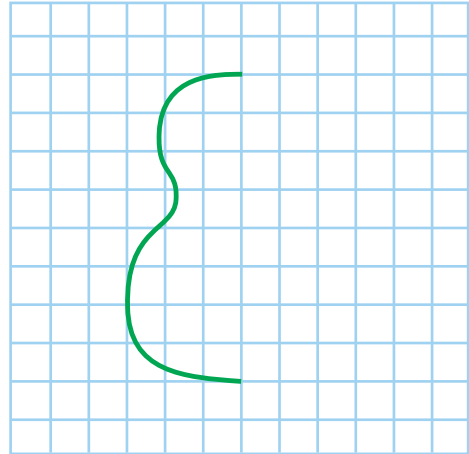
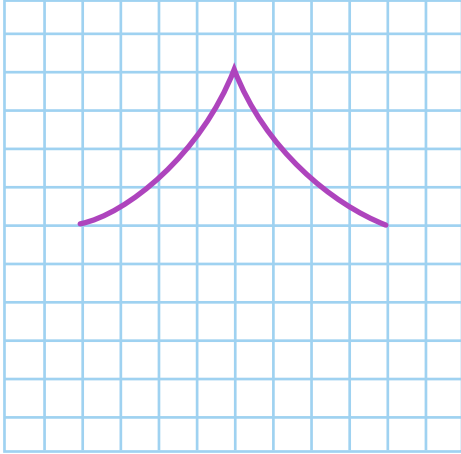
Q: Are butterfly wings symmetrical?



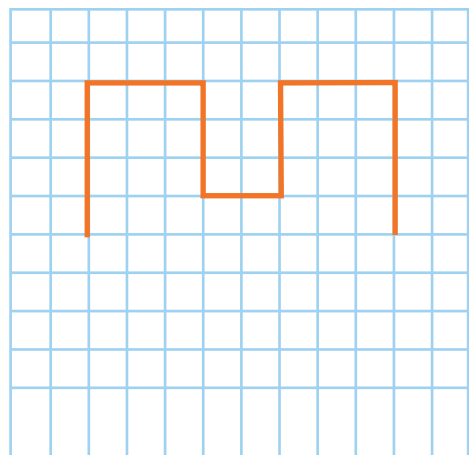

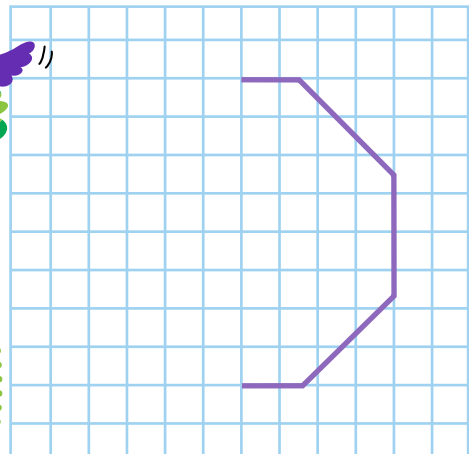
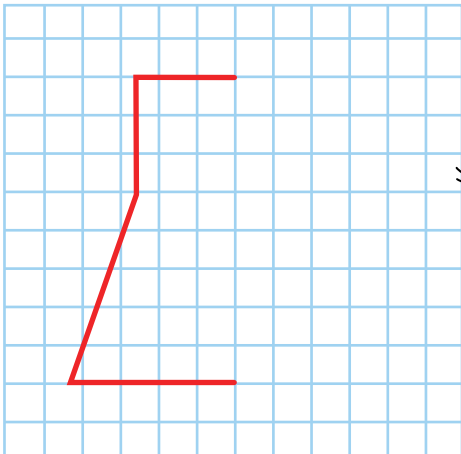
2nd Grade Math

SYMMETRY

Complete the second half of each picture.

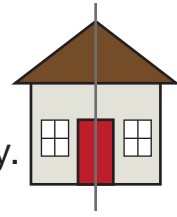


Which shape, when completed, can be part of a guitar?

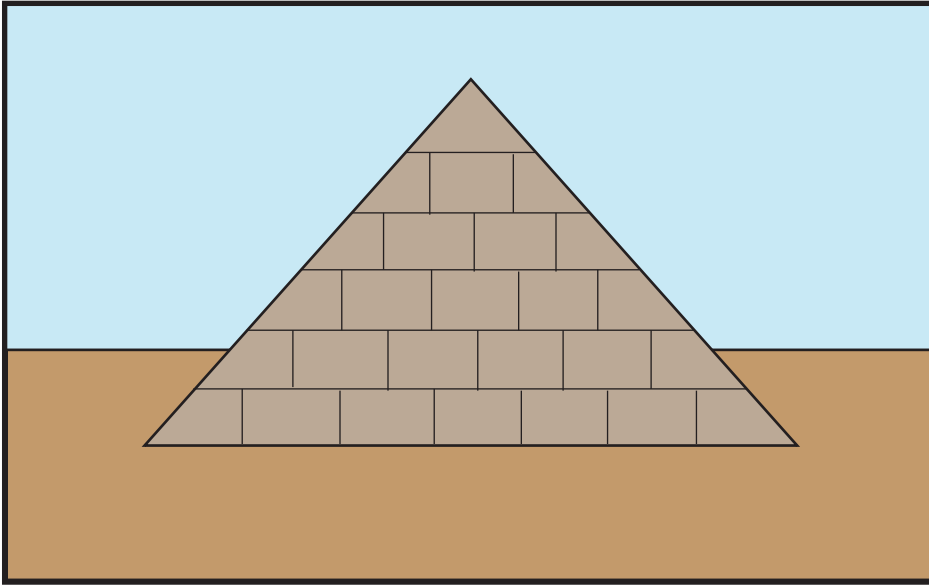


Symmetry In Architecture


Draw a line through each structure to show its symmetry.



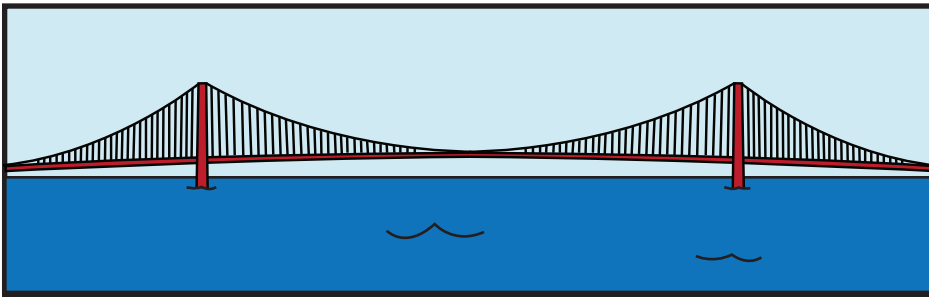
Pyramid




Eiffel Tower



Golden Gate Bridge



The White House




Symmetry In Architecture




Now it's your turn! Using the space below, draw a structure that demonstrates symmetry.

Remember, whatever you draw on the right side must be drawn the same on the left side. Your structure must be balanced!




Symmetry In Animals


Draw a line through each animal to show its symmetry.




Ladybug




Starfish




Sheep




Pig



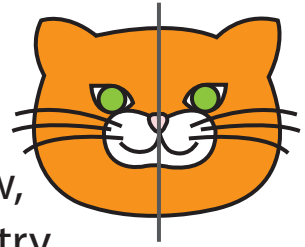
Frog



Ant




Symmetry In Animals




Now it's your turn! Using the space below, draw an animal that demonstrates symmetry.

Remember, whatever you draw on the right side must be drawn the same on the left side. Your animal must be balanced!




Symmetry In Nature


Draw a line through each object from nature to show its symmetry.




Rainbow




Apple




Snowflake




Flower



Watermelon Slice



Leaf




Symmetry In Nature



Now it's your turn! Using the space below, draw something from nature that demonstrates symmetry.

Remember, whatever you draw on the right side must be drawn the same on the left side. Your object must be balanced!



Symmetry Scavenger Hunt

Find something symmetrical for each item on the list!

1. Find something that is square: _____

2. Find something that is a cylinder: _____

3. Find something that is a diamond: _____

4. Find something that is a sphere: _____

5. Find something that is a cube: _____

6. Find an animal that is symmetrical: _____

7. Find something in nature that is symmetrical: _____

8. Find a symmetrical building: _____

9. Find something in your kitchen that is symmetrical:
What did you find?

Draw it here



10. Find something in your bedroom that is symmetrical:
What did you find?

Draw it here





Great job!

