

2nd Grade

[illegible]





45	32
	
	

Table of Contents

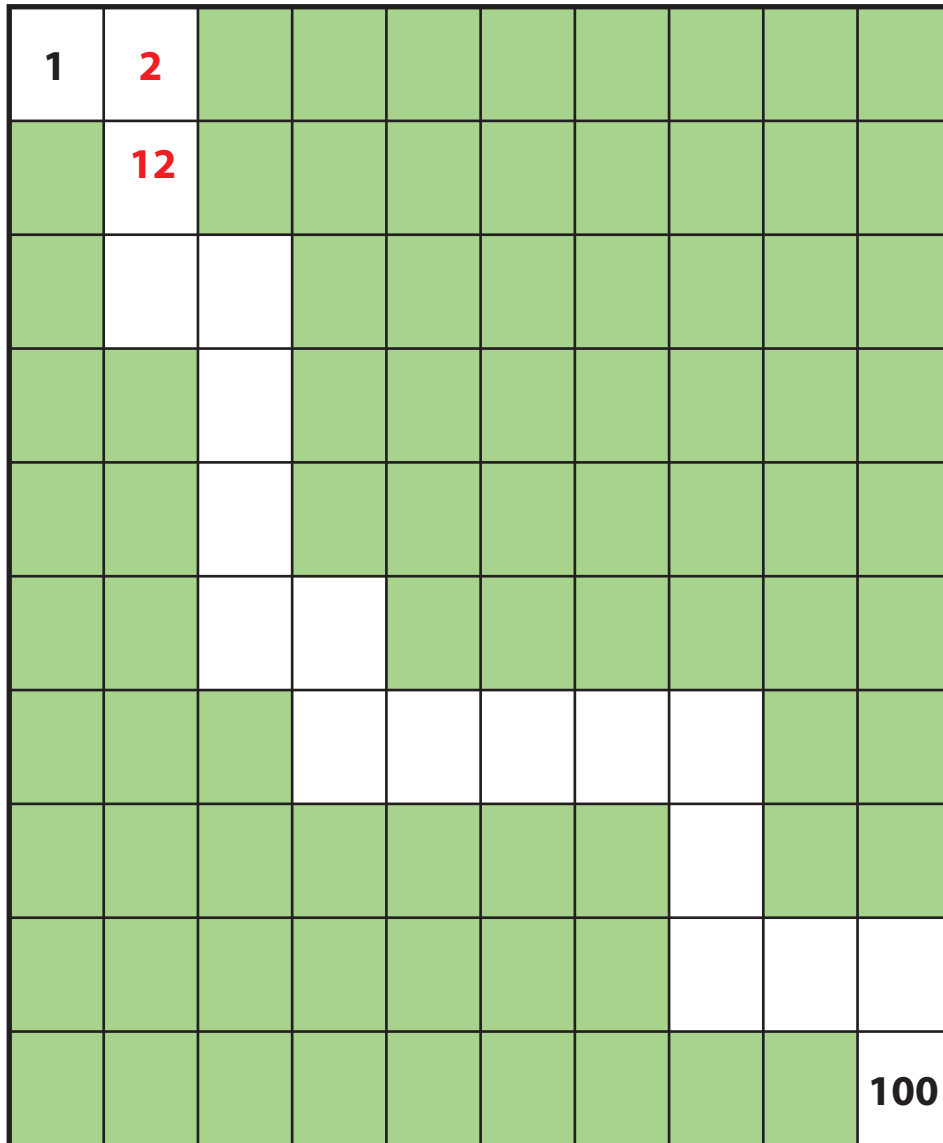
Second Grade Place Value

Add 10 or 1 to Get to 100! *
Introduction to Base 10: Drawings *
Adding 10s on the Hundreds Chart Part I *
Adding With the Hundreds Chart *
Addition With Tens Frames *
Addition With Tens Sticks *
Add the 10s First! Part I *
Break It Up! Part I *
Break It Up! Part II *
Circle Ten and Solve *
Counting on the 100s Chart Part I *
Counting on the 100s Chart Part II *
Add the 10s First! Part II *
Subtract the 10s First! Part I *
Subtract the 10s First! Part II *
Using Base 10 Drawings in Two-Digit Addition Part II *
Using Base 10 Drawings in Two-Digit Subtraction Part II *
Subtract Ten or One to Get to One! *
Subtracting 10 and 1 on the Hundreds Chart *
Subtracting 10s on the Hundreds Chart Part I *
Subtracting 10s on the Hundreds Chart (Part Two) *
Certificate of Completion
Answer Sheets

** Includes Answer Sheet*

Add 10 or 1 to Get to 100!

Add 10 or 1 to move through the hundreds chart to get to 100. Fill in the number sentences as you move along! Use the shaded squares to help you count.



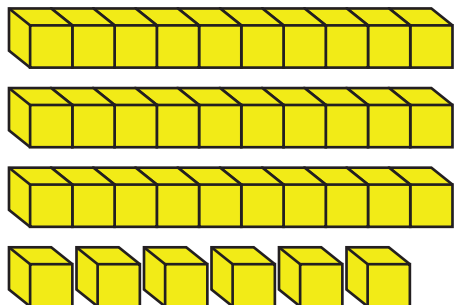
$$\begin{array}{rcl}
 1 & + & 1 = 2 \\
 2 & + & 10 = 12 \\
 \underline{\quad} & + & \underline{\quad} = \underline{\quad} \\
 \underline{\quad} & + & \underline{\quad} = \underline{\quad} \\
 \underline{\quad} & + & \underline{\quad} = \underline{\quad} \\
 \underline{\quad} & + & \underline{\quad} = \underline{\quad} \\
 \underline{\quad} & + & \underline{\quad} = \underline{\quad} \\
 \underline{\quad} & + & \underline{\quad} = \underline{\quad} \\
 \underline{\quad} & + & \underline{\quad} = \underline{\quad} \\
 \underline{\quad} & + & \underline{\quad} = \underline{\quad} \\
 \underline{\quad} & + & \underline{\quad} = \underline{\quad} \\
 \underline{\quad} & + & \underline{\quad} = \underline{\quad} \\
 \underline{\quad} & + & \underline{\quad} = \underline{\quad} \\
 \underline{\quad} & + & \underline{\quad} = \underline{\quad} \\
 \underline{\quad} & + & \underline{\quad} = 100
 \end{array}$$



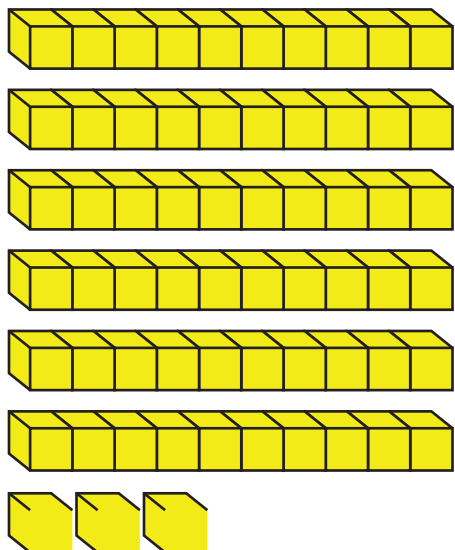
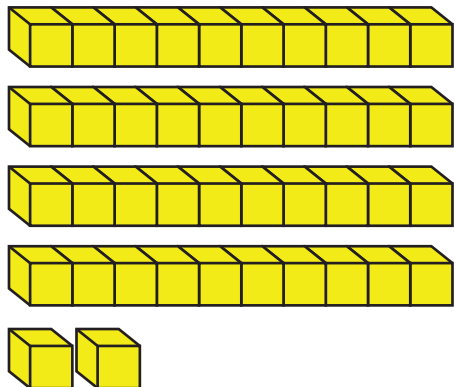
Using Base 10 Drawings

Draw a simple picture that can represent the same amount of blocks.

Example:



Now you try!



More Practice Adding 10s on the 100s Chart

Add 10s by moving straight down the hundreds chart!

Julie made 31 bracelets for the mini-maker faire.

Then she made 20 more.

How many bracelets did Julie make altogether?

$$\underline{31} + \underline{20} = \underline{51}$$



1	2	3	4	5	6	7	8	9	10
11	12	13	14	15	16	17	18	19	20
21	22	23	24	25	26	27	28	29	30
31	32	33	34	35	36	37	38	39	40
41	42	43	44	45	46	47	48	49	50
51	52	53	54	55	56	57	58	59	60
61	62	63	64	65	66	67	68	69	70
71	72	73	74	75	76	77	78	79	80
81	82	83	84	85	86	87	88	89	90
91	92	93	94	95	96	97	98	99	100

Now you try!

Stephanie bought 56 beads from the bead store.

She bought 30 more beads from the art store.

How many beads did she buy altogether?

$$\underline{\quad} + \underline{\quad} = \underline{\quad}$$

1	2	3	4	5	6	7	8	9	10
11	12	13	14	15	16	17	18	19	20
21	22	23	24	25	26	27	28	29	30
31	32	33	34	35	36	37	38	39	40
41	42	43	44	45	46	47	48	49	50
51	52	53	54	55	56	57	58	59	60
61	62	63	64	65	66	67	68	69	70
71	72	73	74	75	76	77	78	79	80
81	82	83	84	85	86	87	88	89	90
91	92	93	94	95	96	97	98	99	100

Adding With the Hundreds Chart

Count up on the hundreds chart to find the answers to each addition problem.

Remember to pay close attention to how many tens you have. Rewrite the problem to show how many tens you have at the end and how many ones were left over.

Example:

$$23 + 8 = \underline{31}$$

$$\begin{array}{r} \text{Look! We ended} \\ \text{up with 3 tens.} \end{array} \quad \begin{array}{r} \text{We ended up} \\ \text{with 1 left over!} \end{array}$$

$$\underline{30} + \underline{1} = \underline{31}$$

1	2	3	4	5	6	7	8	9	10
11	12	13	14	15	16	17	18	19	20
21	22	23	24	25	26	27	28	29	30
31	32	33	34	35	36	37	38	39	40
41	42	43	44	45	46	47	48	49	50
51	52	53	54	55	56	57	58	59	60
61	62	63	64	65	66	67	68	69	70
71	72	73	74	75	76	77	78	79	80
81	82	83	84	85	86	87	88	89	90
91	92	93	94	95	96	97	98	99	100

Now you try!

$$44 + 9 = \underline{\hspace{2cm}}$$

$$\underline{\hspace{2cm}} + \underline{\hspace{2cm}} = \underline{\hspace{2cm}}$$

1	2	3	4	5	6	7	8	9	10
11	12	13	14	15	16	17	18	19	20
21	22	23	24	25	26	27	28	29	30
31	32	33	34	35	36	37	38	39	40
41	42	43	44	45	46	47	48	49	50
51	52	53	54	55	56	57	58	59	60
61	62	63	64	65	66	67	68	69	70
71	72	73	74	75	76	77	78	79	80
81	82	83	84	85	86	87	88	89	90
91	92	93	94	95	96	97	98	99	100

$$65 + 7 = \underline{\hspace{2cm}}$$

$$\underline{\hspace{2cm}} + \underline{\hspace{2cm}} = \underline{\hspace{2cm}}$$

1	2	3	4	5	6	7	8	9	10
11	12	13	14	15	16	17	18	19	20
21	22	23	24	25	26	27	28	29	30
31	32	33	34	35	36	37	38	39	40
41	42	43	44	45	46	47	48	49	50
51	52	53	54	55	56	57	58	59	60
61	62	63	64	65	66	67	68	69	70
71	72	73	74	75	76	77	78	79	80
81	82	83	84	85	86	87	88	89	90
91	92	93	94	95	96	97	98	99	100

Addition with Modified Tens Frames

Use the frames to add the numbers and identify how many you have in the tens and ones place. Then change your number sentence to show the tens plus the ones.

Example:

Paige had 5 flowers. Aminata gave her 8 more. How many did she have in all?



$$5 + 8 = \underline{13}$$

There is 1 ten and 3 ones.

$$\underline{10} + \underline{3} = \underline{13}$$

									
---	---	---	---	---	---	---	---	---	---

●	●	●							
---	---	---	--	--	--	--	--	--	--

Now you try!

Brennan had 4 apples. Alex gave her 13 more. How many apples did she have in all?

$4 + 13 =$

There is _____ ten and _____ ones.

_____ + _____ = _____

○	○	○	○						
---	---	---	---	--	--	--	--	--	--


[illegible]

Addition With Modified Tens Sticks

Use the tens sticks to add the numbers and identify how many you have in the tens and ones place. Then change your number sentence to show the tens plus the ones.

Example:

Paige had 5 flowers. Aminata gave her 8 more. How many did she have in all?



$$5 + 8 = \underline{13}$$

There is 1 ten and 3 ones.

$$\underline{10} + \underline{3} = \underline{13}$$

									
---	---	---	---	---	---	---	---	---	---

●	●	●							
---	---	---	--	--	--	--	--	--	--

Now you try!

Brennan had 4 apples. Alex gave her 13 more. How many apples did she have in all?

$4 + 13 =$

There is _____ ten and _____ ones.

$$\underline{\hspace{2cm}} + \underline{\hspace{2cm}} = \underline{\hspace{2cm}}$$

○	○	○	○						
---	---	---	---	--	--	--	--	--	--

[illegible]

Add the 10s First!

Add these two-digit numbers together by adding the 10s first!
After you add the 10s you can add the 1s to find your final answer.

Example:

$$47 + 35 = \underline{\quad 82 \quad}$$

1	2	3	4	5	6	7	8	9	10
11	12	13	14	15	16	17	18	19	20
21	22	23	24	25	26	27	28	29	30
31	32	33	34	35	36	37	38	39	40
41	42	43	44	45	46	47	48	49	50
51	52	53	54	55	56	57	58	59	60
61	62	63	64	65	66	67	68	69	70
71	72	73	74	75	76	77	78	79	80
81	82	83	84	85	86	87	88	89	90
91	92	93	94	95	96	97	98	99	100

Diagram illustrating the addition of 47 and 35 using a hundred chart. The number 47 is circled in red. Red arrows show the path: from 47 to 57 (+10), then to 67 (+10), then to 77 (+10), then to 78 (+1), then to 79 (+1), and finally to 80 (+1). The numbers 57, 67, 77, 78, 79, and 80 are highlighted in green. The final sum, 82, is highlighted in green in the row below 80.

Now you try!

$$54 + 26 = \underline{\quad \quad \quad}$$

1	2	3	4	5	6	7	8	9	10
11	12	13	14	15	16	17	18	19	20
21	22	23	24	25	26	27	28	29	30
31	32	33	34	35	36	37	38	39	40
41	42	43	44	45	46	47	48	49	50
51	52	53	54	55	56	57	58	59	60
61	62	63	64	65	66	67	68	69	70
71	72	73	74	75	76	77	78	79	80
81	82	83	84	85	86	87	88	89	90
91	92	93	94	95	96	97	98	99	100

Break it Up!

Break up the 10s and the 1s and add them separately. Then add the totals from each problem to get your final answer!

Example:

Kayla saw 21 toy bears and 17 toy horses in the store window. How many toys did Kayla see altogether?


$$21 + 17$$

$$\underline{2} \text{ tens} + \underline{1} \text{ tens} = \underline{3} \text{ tens} \quad \underline{1} \text{ ones} + \underline{7} \text{ ones} = \underline{8} \text{ ones}$$

$$\underline{3} \text{ tens} + \underline{8} \text{ ones} = \underline{38}$$

Now you try!

Talia saw 56 butterflies and 23 ants in a picture of the rainforest. How many insects did they see altogether?



$$56 + 23$$

$$\underline{\quad} \text{ tens} + \underline{\quad} \text{ tens} = \underline{\quad} \text{ tens} \quad \underline{\quad} \text{ ones} + \underline{\quad} \text{ ones} = \underline{\quad} \text{ ones}$$

$$\underline{\quad} \text{ tens} + \underline{\quad} \text{ ones} = \underline{\quad}$$

Kelly drew 42 circles and 27 squares. How many shapes did she draw altogether?

$$42 + 27$$

$$\underline{\quad} \text{ tens} + \underline{\quad} \text{ tens} = \underline{\quad} \text{ tens} \quad \underline{\quad} \text{ ones} + \underline{\quad} \text{ ones} = \underline{\quad} \text{ ones}$$

$$\underline{\quad} \text{ tens} + \underline{\quad} \text{ ones} = \underline{\quad}$$

Isaias used 56 red legos and 33 white legos to build a fire station. How many legos did he use altogether?

$$56 + 33$$

$$\underline{\quad} \text{ tens} + \underline{\quad} \text{ tens} = \underline{\quad} \text{ tens} \quad \underline{\quad} \text{ ones} + \underline{\quad} \text{ ones} = \underline{\quad} \text{ ones}$$

Break it Up!

Break up the 10s and the 1s and add them separately. Then add the totals from each problem to get your final answer!

Example:

Jayshan found 25 marbles. He gave 13 marbles to his friend Creg. How many marbles did Jayshan have left?

$$25 - 13$$

$$\underline{2} \text{ tens} - \underline{1} \text{ tens} = \underline{1} \text{ tens} \quad \underline{5} \text{ ones} - \underline{3} \text{ ones} = \underline{2} \text{ ones}$$

$$\underline{1} \text{ tens} + \underline{2} \text{ ones} = \underline{12}$$

Now you try!

Cooper bought a pack of 47 bouncy balls. He gave 35 away to his friends. How many did he have left?



$$47 - 35$$

$$\underline{\quad} \text{ tens} - \underline{\quad} \text{ tens} = \underline{\quad} \text{ tens} \quad \underline{\quad} \text{ ones} - \underline{\quad} \text{ ones} = \underline{\quad} \text{ ones}$$

$$\underline{\quad} \text{ tens} + \underline{\quad} \text{ ones} = \underline{\quad}$$

Sam drew 48 circles. He crossed 28 of them out. How many circles were left?

$$48 - 28$$

$$\underline{\quad} \text{ tens} - \underline{\quad} \text{ tens} = \underline{\quad} \text{ tens} \quad \underline{\quad} \text{ ones} - \underline{\quad} \text{ ones} = \underline{\quad} \text{ ones}$$

$$\underline{\quad} \text{ tens} + \underline{\quad} \text{ ones} = \underline{\quad}$$

Julia had a bin with 78 legos inside. She used 37 to build a lego house. How many legos were left in the bin?

$$78 - 37$$


$$\underline{\quad} \text{ tens} - \underline{\quad} \text{ tens} = \underline{\quad} \text{ tens} \quad \underline{\quad} \text{ ones} - \underline{\quad} \text{ ones} = \underline{\quad} \text{ ones}$$

Circle Ten and Solve

Putting things in groups of ten makes adding easy! Use the pictures to help you solve the addition problems. Then change the problem into a $10 + \underline{\quad} = \underline{\quad}$ problem.

Example:

$$9 + 8$$




How many are left after you circle 10? 7

$$10 + \underline{7} = \underline{17}$$

Now you try!

$$7 + 6$$



How many are left after you circle 10?

$$10 + \underline{\quad} = \underline{\quad}$$

Counting on the 100s Chart

Color the hundreds chart to count how many!

Example:

Isabel saw 13 birds flying in the sky.




1	2	3	4	5	6	7	8	9	10
11	12	13	14	15	16	17	18	19	20
21	22	23	24	25	26	27	28	29	30
31	32	33	34	35	36	37	38	39	40
41	42	43	44	45	46	47	48	49	50
51	52	53	54	55	56	57	58	59	60
61	62	63	64	65	66	67	68	69	70
71	72	73	74	75	76	77	78	79	80
81	82	83	84	85	86	87	88	89	90
91	92	93	94	95	96	97	98	99	100

There is 1 ten and 3 ones in the number 13.

Now you try!

Ajaya found 24 shells on the beach.



1	2	3	4	5	6	7	8	9	10
11	12	13	14	15	16	17	18	19	20
21	22	23	24	25	26	27	28	29	30
31	32	33	34	35	36	37	38	39	40
41	42	43	44	45	46	47	48	49	50
51	52	53	54	55	56	57	58	59	60
61	62	63	64	65	66	67	68	69	70
71	72	73	74	75	76	77	78	79	80
81	82	83	84	85	86	87	88	89	90
91	92	93	94	95	96	97	98	99	100

There are _____ tens and _____ ones in the number 24.

Adding 10 and 1 on the Hundreds Chart

Fill in the the shaded boxes with the correct numbers.

Example:

						7	8		
						17			
							28	29	
		33	34				38		
		43			46	47			
51	52				56				
61				65	66				
				75		77	78		
	82	83				87		89	90
	92							99	

Now you try!

[illegible]

More Practice Adding the 10s First!

**Add these two-digit numbers together by adding the 10s first!
After you add the 10s you can add the 1s to find your final answer!**

$76 + 13 = \underline{\hspace{2cm}}$

1	2	3	4	5	6	7	8	9	10
11	12	13	14	15	16	17	18	19	20
21	22	23	24	25	26	27	28	29	30
31	32	33	34	35	36	37	38	39	40
41	42	43	44	45	46	47	48	49	50
51	52	53	54	55	56	57	58	59	60
61	62	63	64	65	66	67	68	69	70
71	72	73	74	75	76	77	78	79	80
81	82	83	84	85	86	87	88	89	90
91	92	93	94	95	96	97	98	99	100

$62 + 23 = \underline{\hspace{2cm}}$

1	2	3	4	5	6	7	8	9	10
11	12	13	14	15	16	17	18	19	20
21	22	23	24	25	26	27	28	29	30
31	32	33	34	35	36	37	38	39	40
41	42	43	44	45	46	47	48	49	50
51	52	53	54	55	56	57	58	59	60
61	62	63	64	65	66	67	68	69	70
71	72	73	74	75	76	77	78	79	80
81	82	83	84	85	86	87	88	89	90
91	92	93	94	95	96	97	98	99	100

$51 + 37 = \underline{\hspace{2cm}}$

1	2	3	4	5	6	7	8	9	10
11	12	13	14	15	16	17	18	19	20
21	22	23	24	25	26	27	28	29	30
31	32	33	34	35	36	37	38	39	40
41	42	43	44	45	46	47	48	49	50
51	52	53	54	55	56	57	58	59	60
61	62	63	64	65	66	67	68	69	70
71	72	73	74	75	76	77	78	79	80

Subtract the 10s First!

Subtract these two digit numbers by subtracting the 10s first. After you subtract the 10s you can subtract the 1s to find your final answer.

Example:

$$45 - 27 = \underline{18}$$

1	2	3	4	5	6	7	8 ⁻¹	9 ⁻¹	10
11 ⁻¹	12 ⁻¹	13 ⁻¹	14 ⁻¹	15	16	17	18	19	20
21	22	23	24 ⁻¹⁰	25	26	27	28	29	30
31	32	33	34 ⁻¹⁰	35	36	37	38	39	40
41	42	43	44	45	46	47	48	49	50
51	52	53	54	55	56	57	58	59	60
61	62	63	64	65	66	67	68	69	70
71	72	73	74	75	76	77	78	79	80
81	82	83	84	85	86	87	88	89	90
91	92	93	94	95	96	97	98	99	100

Now you try!

$$61 - 26 = \underline{\quad}$$

1	2	3	4	5	6	7	8	9	10
11	12	13	14	15	16	17	18	19	20
21	22	23	24	25	26	27	28	29	30
31	32	33	34	35	36	37	38	39	40
41	42	43	44	45	46	47	48	49	50
51	52	53	54	55	56	57	58	59	60
61	62	63	64	65	66	67	68	69	70
71	72	73	74	75	76	77	78	79	80
81	82	83	84	85	86	87	88	89	90
91	92	93	94	95	96	97	98	99	100

More Practice Subtracting the 10s First!

Subtract these two digit numbers by subtracting the 10s first! After you subtract the 10s you can subtract the 1s to find your final answer.

$$77 - 35 = \underline{\hspace{2cm}}$$

1	2	3	4	5	6	7	8	9	10
11	12	13	14	15	16	17	18	19	20
21	22	23	24	25	26	27	28	29	30
31	32	33	34	35	36	37	38	39	40
41	42	43	44	45	46	47	48	49	50
51	52	53	54	55	56	57	58	59	60
61	62	63	64	65	66	67	68	69	70
71	72	73	74	75	76	77	78	79	80
81	82	83	84	85	86	87	88	89	90
91	92	93	94	95	96	97	98	99	100

$$48 - 29 = \underline{\hspace{2cm}}$$

1	2	3	4	5	6	7	8	9	10
11	12	13	14	15	16	17	18	19	20
21	22	23	24	25	26	27	28	29	30
31	32	33	34	35	36	37	38	39	40
41	42	43	44	45	46	47	48	49	50
51	52	53	54	55	56	57	58	59	60
61	62	63	64	65	66	67	68	69	70
71	72	73	74	75	76	77	78	79	80
81	82	83	84	85	86	87	88	89	90
91	92	93	94	95	96	97	98	99	100

$$59 - 55 = \underline{\hspace{2cm}}$$




[illegible]

Using Base 10 Drawings In Two-Digit Addition

Draw pictures to help you solve the two-digit addition problems.

Example:

$$45 + 32$$

45	32
	
	

$$45 + 32 = \underline{\textcolor{red}{77}}$$

Now you try!

$$62 + 21$$

62	21

Using Base 10 Drawings in Two-Digit Subtraction

Draw pictures to solve the two-digit subtraction problems. Draw your picture for the first number and then cross off the amount for the second number in the problem.

Example:

$47 - 31$



Count how many are left!

$47 - 31 = \underline{16}$

Now you try!

$65 - 34$

Count how many are left!

$65 - 34 = \underline{\quad}$

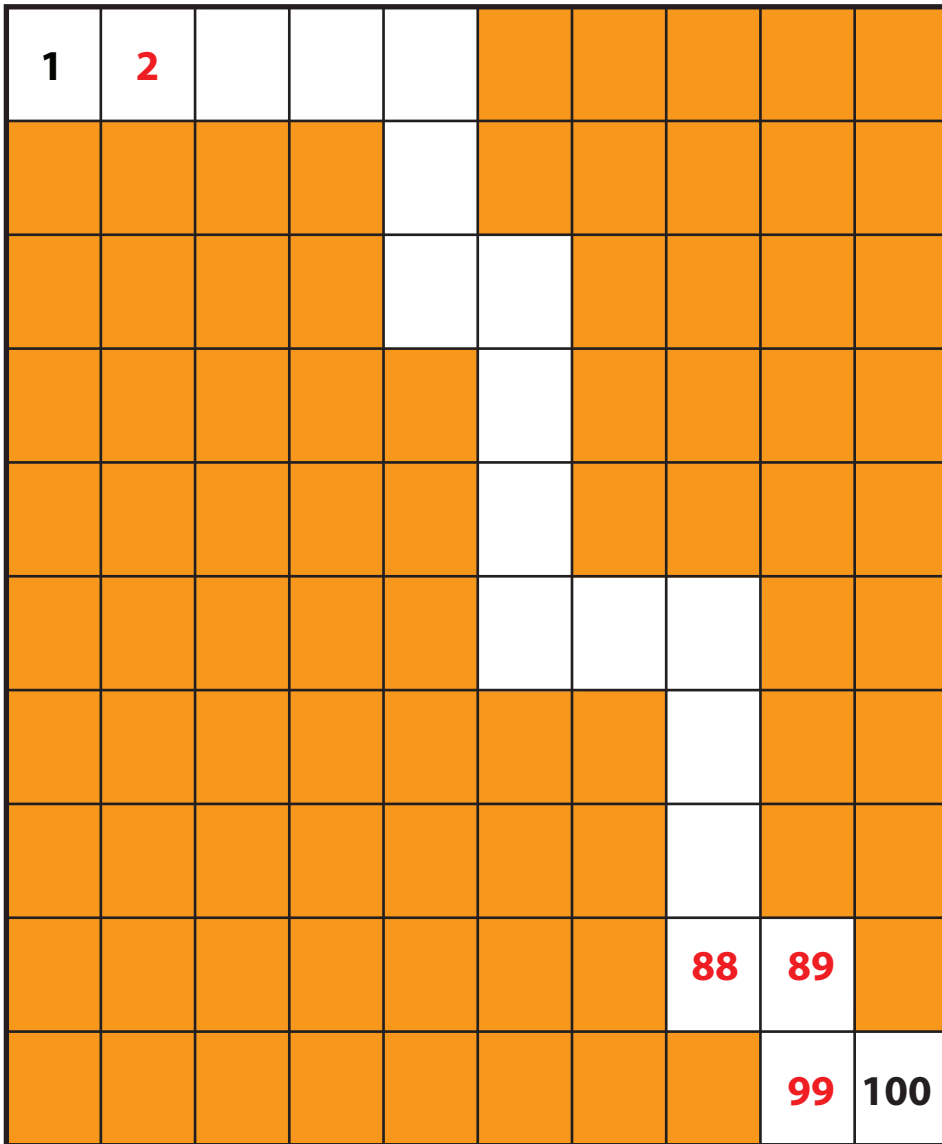
$73 - 32$

Count how many are left!

$73 - 32 = \underline{\quad}$

Subtract 10 or 1 to get to 1!

Subtract 10 or 1 move through the path on the hundreds chart. Fill in the number sentences as you move along! Use the shaded squares to help you count.



$$\underline{2} - \underline{1} = \underline{1}$$

_____ - _____

— — — — —

[illegible]

_____ - _____

_____ - _____

_____ - _____

99 10 89

100 1 - 99



Subtracting 10 and 1 on the Hundreds Chart

Fill in the the shaded boxes with the correct numbers.

Example:

		3							
	12	13							
					26				
	32			35	36				
41	42								
							58		
						67	68		
			74						
		83	84						90
								99	100

Now you try!

	12								
							29		
					36				
	43								
				65					
							88		

Subtracting 10s on the Hundreds Chart

Subtract 10s by moving straight up the hundreds chart!

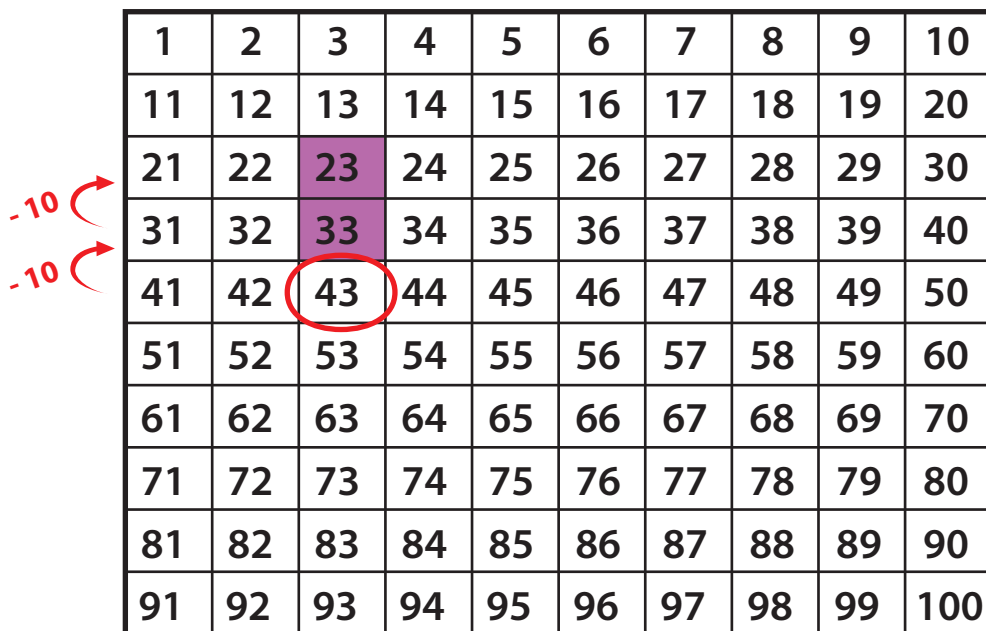
Example:

Jill made 43 muffins for the bake sale.

She sold 20.

How many muffins did Jill have left?

$$\underline{43} - \underline{20} = \underline{23}$$



1	2	3	4	5	6	7	8	9	10
11	12	13	14	15	16	17	18	19	20
21	22	23	24	25	26	27	28	29	30
31	32	33	34	35	36	37	38	39	40
41	42	43	44	45	46	47	48	49	50
51	52	53	54	55	56	57	58	59	60
61	62	63	64	65	66	67	68	69	70
71	72	73	74	75	76	77	78	79	80
81	82	83	84	85	86	87	88	89	90
91	92	93	94	95	96	97	98	99	100

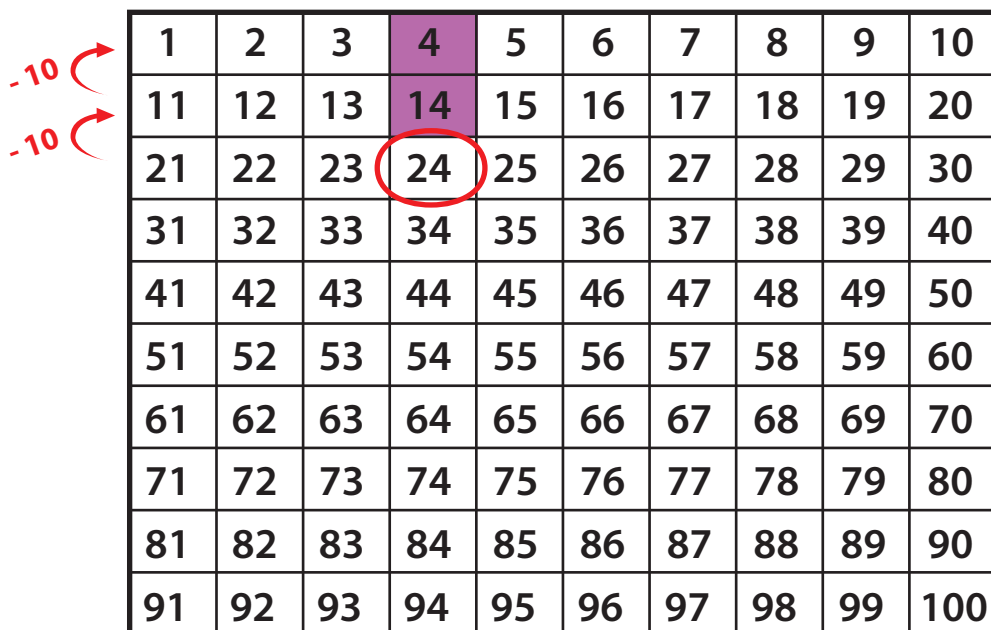
Now you try!

Jose brought 24 cupcakes to class for his birthday.

The students in his class ate 20 of the cupcakes.

How many cupcakes did he have left?

$$\underline{\quad} - \underline{\quad} = \underline{\quad}$$



1	2	3	4	5	6	7	8	9	10
11	12	13	14	15	16	17	18	19	20
21	22	23	24	25	26	27	28	29	30
31	32	33	34	35	36	37	38	39	40
41	42	43	44	45	46	47	48	49	50
51	52	53	54	55	56	57	58	59	60
61	62	63	64	65	66	67	68	69	70
71	72	73	74	75	76	77	78	79	80
81	82	83	84	85	86	87	88	89	90
91	92	93	94	95	96	97	98	99	100

More Practice Subtracting 10s on the Hundreds Chart

Subtract 10s by moving straight up the hundreds chart!

Example:

Kim drew 54
hearts on a card
for her mom.

She erased 10
hearts to make
room for a note.

How many hearts
did she have left?

_____ - _____ = _____

1	2	3	4	5	6	7	8	9	10
11	12	13	14	15	16	17	18	19	20
21	22	23	24	25	26	27	28	29	30
31	32	33	34	35	36	37	38	39	40
41	42	43	44	45	46	47	48	49	50
51	52	53	54	55	56	57	58	59	60
61	62	63	64	65	66	67	68	69	70
71	72	73	74	75	76	77	78	79	80
81	82	83	84	85	86	87	88	89	90
91	92	93	94	95	96	97	98	99	100

Now you try!

Zoe picked 59
cherry tomatoes
from the garden.

She used 30 of
them for a big
salad.

How many cherry
tomatoes were
left?

_____ - _____ = _____

1	2	3	4	5	6	7	8	9	10
11	12	13	14	15	16	17	18	19	20
21	22	23	24	25	26	27	28	29	30
31	32	33	34	35	36	37	38	39	40
41	42	43	44	45	46	47	48	49	50
51	52	53	54	55	56	57	58	59	60
61	62	63	64	65	66	67	68	69	70
71	72	73	74	75	76	77	78	79	80
81	82	83	84	85	86	87	88	89	90
91	92	93	94	95	96	97	98	99	100



DIPLOMA

Hereby bestowed upon

~~for excellence in~~
~~completion of~~

Answer Sheets

Second Grade Place Value

Add 10 or 1 to Get to 100!
Introduction to Base 10: Drawings
Adding 10s on the Hundreds Chart Part I
Adding With the Hundreds Chart
Addition With Tens Frames
Addition With Tens Sticks
Add the 10s First! Part I
Break It Up! Part I
Break It Up! Part II
Circle Ten and Solve
Counting on the 100s Chart Part I
Counting on the 100s Chart Part II
Add the 10s First! Part II
Subtract the 10s First! Part I
Subtract the 10s First! Part II
Using Base 10 Drawings in Two-Digit Addition Part II
Using Base 10 Drawings in Two-Digit Subtraction Part II
Subtract Ten or One to Get to One!
Subtracting 10 and 1 on the Hundreds Chart
Subtracting 10s on the Hundreds Chart Part I
Subtracting 10s on the Hundreds Chart (Part Two)

Answer Sheet

Add 10 or 1 to Get to 100!

Add 10 or 1 to move through the hundreds chart to get to 100. Fill in the number sentences as you move along! Use the shaded squares to help you count.

1	2								
	12								
	22	23							
		33							
		43							
		53	54						
			64	65	66	67	68		
							78		
							88	89	90
									100

$$\begin{array}{l} 1 + 1 = 2 \\ 2 + 10 = 12 \\ 12 + 10 = 22 \\ 22 + 1 = 23 \\ 23 + 10 = 33 \\ 33 + 10 = 43 \\ 43 + 10 = 53 \\ 53 + 1 = 54 \\ 54 + 10 = 64 \\ 64 + 1 = 65 \\ 65 + 1 = 66 \\ 66 + 1 = 67 \\ 67 + 1 = 68 \\ 68 + 10 = 78 \\ 78 + 10 = 88 \\ 88 + 1 = 89 \\ 89 + 1 = 90 \\ 90 + 10 = 100 \end{array}$$




Answer Sheet

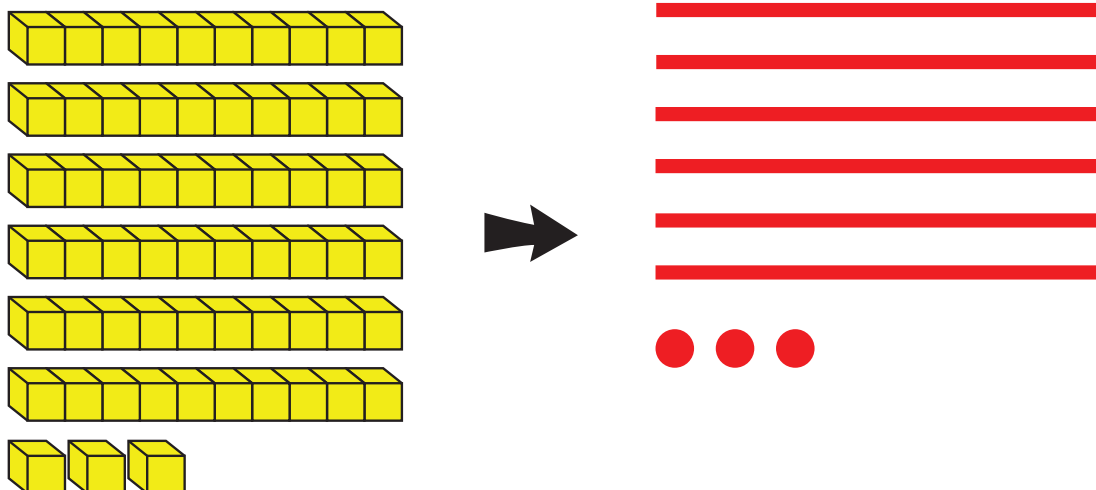
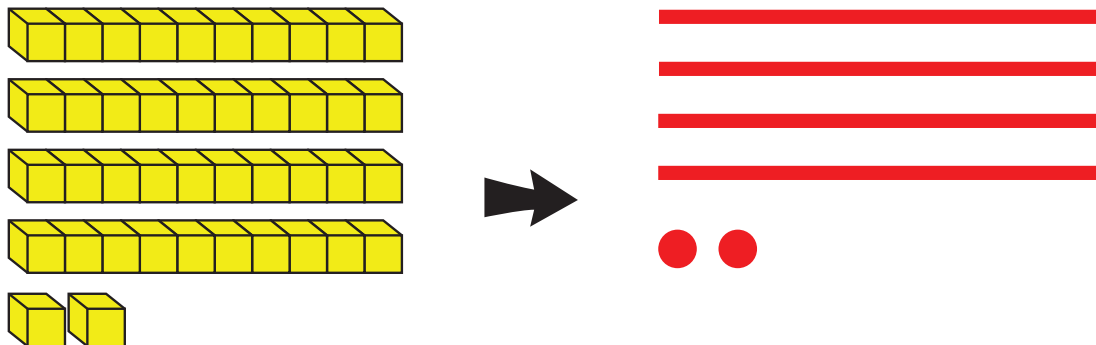
Using Base 10 Drawings

Draw a simple picture that can represent the same amount of blocks.

Example:



Now you try!



Answer Sheet

More Practice Adding 10s on the 100s Chart


Add 10s by moving straight down the hundreds chart!

Julie made 31 bracelets for the mini-maker faire.

Then she made 20 more.

How many bracelets did Julie make altogether?

$$\underline{31} + \underline{20} = \underline{51}$$



1	2	3	4	5	6	7	8	9	10
11	12	13	14	15	16	17	18	19	20
21	22	23	24	25	26	27	28	29	30
31	32	33	34	35	36	37	38	39	40
41	42	43	44	45	46	47	48	49	50
51	52	53	54	55	56	57	58	59	60
61	62	63	64	65	66	67	68	69	70
71	72	73	74	75	76	77	78	79	80
81	82	83	84	85	86	87	88	89	90
91	92	93	94	95	96	97	98	99	100

Now you try!


Stephanie bought 56 beads from the bead store.

She bought 30 more beads from the art store.

How many beads did she buy altogether?

$$\underline{56} + \underline{30} = \underline{86}$$

1	2	3	4	5	6	7	8	9	10
11	12	13	14	15	16	17	18	19	20
21	22	23	24	25	26	27	28	29	30
31	32	33	34	35	36	37	38	39	40
41	42	43	44	45	46	47	48	49	50
51	52	53	54	55	56	57	58	59	60
61	62	63	64	65	66	67	68	69	70
71	72	73	74	75	76	77	78	79	80
81	82	83	84	85	86	87	88	89	90
91	92	93	94	95	96	97	98	99	100



Answer Sheet

Addition with Modified Tens Sticks

Use the tens sticks to add the numbers and identify how many you have in the tens and ones place. Then change your number sentence to show the tens plus the ones.

Example:

Paige had 5 flowers. Aminata gave her 8 more. How many did she have in all?



$$5 + 8 = \underline{13}$$

There is 1 ten and 3 ones.

$$\underline{10} + \underline{3} = \underline{13}$$

									
---	---	---	---	---	---	---	---	---	---

●	●	●							
---	---	---	--	--	--	--	--	--	--

Now you try!

Brennan had 4 apples. Alex gave her 13 more. How many apples did she have in all?

$$4 + 13 = \underline{17}$$

There is 1 ten and 7 ones.

$$10 + 7 = 17$$

									
---	---	---	---	---	---	---	--	---	---

[illegible]


Answer Sheet

Addition With Modified Tens Sticks

Use the tens sticks to add the numbers and identify how many you have in the tens and ones place. Then change your number sentence to show the tens plus the ones.

Example:

Paige had 5 flowers. Aminata gave her 8 more. How many did she have in all?



$$5 + 8 = \underline{13}$$

There is 1 ten and 3 ones.

$$\underline{10} + \underline{3} = \underline{13}$$

									
---	---	---	---	---	---	---	---	---	---

									
---	---	---	--	--	--	--	--	--	--

Now you try!

Brennan had 4 apples. Alex gave her 13 more. How many apples did she have in all?

$$4 + 13 = \underline{17}$$

There is 1 ten and 7 ones.

$$\underline{10} + \underline{7} = \underline{17}$$

									
---	---	---	---	---	---	---	---	--	---

[illegible]

Answer Sheet

Add the 10s First!

Add these two-digit numbers together by adding the 10s first!
After you add the 10s you can add the 1s to find your final answer.

Example:

$$47 + 35 = \underline{82}$$

1	2	3	4	5	6	7	8	9	10
11	12	13	14	15	16	17	18	19	20
21	22	23	24	25	26	27	28	29	30
31	32	33	34	35	36	37	38	39	40
41	42	43	44	45	46	47	48	49	50
51	52	53	54	55	56	57	58	59	60
61	62	63	64	65	66	67	68	69	70
71	72	73	74	75	76	77	78	79	80
81	82	83	84	85	86	87	88	89	90
91	92	93	94	95	96	97	98	99	100

Now you try!

$$54 + 26 = \underline{80}$$

1	2	3	4	5	6	7	8	9	10
11	12	13	14	15	16	17	18	19	20
21	22	23	24	25	26	27	28	29	30
31	32	33	34	35	36	37	38	39	40
41	42	43	44	45	46	47	48	49	50
51	52	53	54	55	56	57	58	59	60
61	62	63	64	65	66	67	68	69	70
71	72	73	74	75	76	77	78	79	80
81	82	83	84	85	86	87	88	89	90
91	92	93	94	95	96	97	98	99	100

Answer Sheet

Break it Up!

Break up the 10s and the 1s and add them separately. Then add the totals from each problem to get your final answer!

Example:

Kayla saw 21 toy bears and 17 toy horses in the store window. How many toys did Kayla see altogether?

$$21 + 17$$

$$\underline{2} \text{ tens} + \underline{1} \text{ tens} = \underline{3} \text{ tens} \quad \underline{1} \text{ ones} + \underline{7} \text{ ones} = \underline{8} \text{ ones}$$

$$\underline{3} \text{ tens} + \underline{8} \text{ ones} = \underline{38}$$

Now you try!

Talia saw 56 butterflies and 23 ants in a picture of the rainforest. How many insects did they see altogether?



$$56 + 23$$

$$\underline{5} \text{ tens} + \underline{2} \text{ tens} = \underline{7} \text{ tens} \quad \underline{6} \text{ ones} + \underline{3} \text{ ones} = \underline{9} \text{ ones}$$

$$\underline{7} \text{ tens} + \underline{9} \text{ ones} = \underline{79}$$

Kelly drew 42 circles and 27 squares. How many shapes did she draw altogether?

$$42 + 27$$

$$\underline{4} \text{ tens} + \underline{2} \text{ tens} = \underline{6} \text{ tens} \quad \underline{2} \text{ ones} + \underline{7} \text{ ones} = \underline{9} \text{ ones}$$

$$\underline{6} \text{ tens} + \underline{9} \text{ ones} = \underline{69}$$

Isaias used 56 red legos and 33 white legos to build a fire station. How many legos did he use altogether?

$$56 + 33$$

$$\underline{5} \text{ tens} + \underline{3} \text{ tens} = \underline{8} \text{ tens} \quad \underline{6} \text{ ones} + \underline{3} \text{ ones} = \underline{9} \text{ ones}$$

$$\underline{8} \text{ tens} + \underline{9} \text{ ones} = \underline{89}$$

Answer Sheet

Break it Up!

Break up the 10s and the 1s and add them separately. Then add the totals from each problem to get your final answer!

Example:

Jayshan found 25 marbles. He gave 13 marbles to his friend Creg. How many marbles did Jayshan have left?

$$25 - 13$$

$$\underline{2} \text{ tens} - \underline{1} \text{ ten} = \underline{1} \text{ ten} \quad \underline{5} \text{ ones} - \underline{3} \text{ ones} = \underline{2} \text{ ones}$$
$$\underline{1} \text{ ten} + \underline{2} \text{ ones} = \underline{12}$$

Now you try!

Cooper bought a pack of 47 bouncy balls. He gave 35 away to his friends. How many did he have left?



$$47 - 35$$

$$\underline{4} \text{ tens} - \underline{3} \text{ tens} = \underline{1} \text{ tens} \quad \underline{7} \text{ ones} - \underline{5} \text{ ones} = \underline{2} \text{ ones}$$
$$\underline{1} \text{ tens} + \underline{2} \text{ ones} = \underline{12}$$

Sam drew 48 circles. He crossed 28 of them out. How many circles were left?

$$48 - 28$$

$$\underline{4} \text{ tens} - \underline{2} \text{ tens} = \underline{2} \text{ tens} \quad \underline{8} \text{ ones} - \underline{8} \text{ ones} = \underline{0} \text{ ones}$$
$$\underline{2} \text{ tens} + \underline{0} \text{ ones} = \underline{20}$$

Julia had a bin with 78 legos inside. She used 37 to build a lego house. How many legos were left in the bin?

$$78 - 37$$

$$\underline{7} \text{ tens} - \underline{3} \text{ tens} = \underline{4} \text{ tens} \quad \underline{8} \text{ ones} - \underline{7} \text{ ones} = \underline{1} \text{ ones}$$


Answer Sheet

Circle Ten and Solve

Putting things in groups of ten makes adding easy! Use the pictures to help you solve the addition problems. Then change the problem into a $10 + \underline{\quad} = \underline{\quad}$ problem.

Example:

$$9 + 8$$

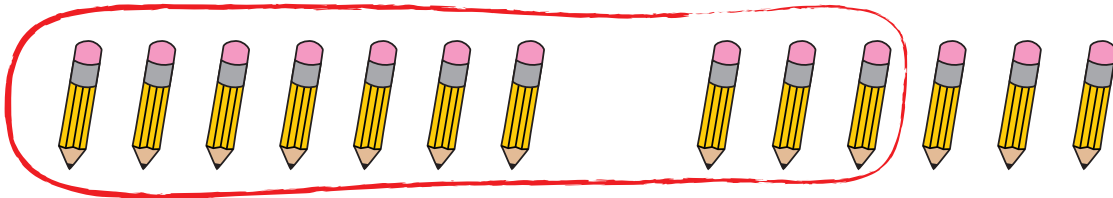


How many are left after you circle 10? 7

$$10 + \underline{7} = \underline{17}$$

Now you try!

$$7 + 6$$



How many are left after you circle 10? 3

$$10 + \underline{3} = \underline{13}$$

Answer Sheet

Counting on the 100s Chart

Color the hundreds chart to count how many!

Example:

Isabel saw 13 birds flying in the sky.




1	2	3	4	5	6	7	8	9	10
11	12	13	14	15	16	17	18	19	20
21	22	23	24	25	26	27	28	29	30
31	32	33	34	35	36	37	38	39	40
41	42	43	44	45	46	47	48	49	50
51	52	53	54	55	56	57	58	59	60
61	62	63	64	65	66	67	68	69	70
71	72	73	74	75	76	77	78	79	80
81	82	83	84	85	86	87	88	89	90
91	92	93	94	95	96	97	98	99	100

There is 1 ten and 3 ones in the number 13.

Now you try!

Ajaya found 24 shells on the beach.



1	2	3	4	5	6	7	8	9	10
11	12	13	14	15	16	17	18	19	20
21	22	23	24	25	26	27	28	29	30
31	32	33	34	35	36	37	38	39	40
41	42	43	44	45	46	47	48	49	50
51	52	53	54	55	56	57	58	59	60
61	62	63	64	65	66	67	68	69	70
71	72	73	74	75	76	77	78	79	80
81	82	83	84	85	86	87	88	89	90
91	92	93	94	95	96	97	98	99	100

There are 2 tens and 4 ones in the number 24.

More Practice Adding the 10s First!

$$76 + 13 = 89$$

1	2	3	4	5	6	7	8	9	10
11	12	13	14	15	16	17	18	19	20
21	22	23	24	25	26	27	28	29	30
31	32	33	34	35	36	37	38	39	40
41	42	43	44	45	46	47	48	49	50
51	52	53	54	55	56	57	58	59	60
61	62	63	64	65	66	67	68	69	70
71	72	73	74	75	76	77	78	79	80
81	82	83	84	85	86	87	88	89	90
91	92	93	94	95	96	97	98	99	100

$$62 + 23 = \underline{85}$$

1	2	3	4	5	6	7	8	9	10
11	12	13	14	15	16	17	18	19	20
21	22	23	24	25	26	27	28	29	30
31	32	33	34	35	36	37	38	39	40
41	42	43	44	45	46	47	48	49	50
51	52	53	54	55	56	57	58	59	60
61	62	63	64	65	66	67	68	69	70
71	72	73	74	75	76	77	78	79	80
81	82	83	84	85	86	87	88	89	90
91	92	93	94	95	96	97	98	99	100

$$51 + 37 = 88$$

[illegible]

Answer Sheet

Subtract the 10s First!

Subtract these two digit numbers by subtracting the 10s first. After you subtract the 10s you can subtract the 1s to find your final answer.

Example:

$$45 - 27 = \underline{18}$$

1	2	3	4	5	6	7	8 ⁻¹	9 ⁻¹	10
11 ⁻¹	12 ⁻¹	13 ⁻¹	14 ⁻¹	15	16	17	18	19	20
21	22	23	24 ⁻¹⁰	25	26	27	28	29	30
31	32	33	34 ⁻¹⁰	35	36	37	38	39	40
41	42	43	44	45	46	47	48	49	50
51	52	53	54	55	56	57	58	59	60
61	62	63	64	65	66	67	68	69	70
71	72	73	74	75	76	77	78	79	80
81	82	83	84	85	86	87	88	89	90
91	92	93	94	95	96	97	98	99	100

Now you try!

$$61 - 26 = \underline{35}$$

1	2	3	4	5	6	7	8	9	10
11	12	13	14	15	16	17	18	19	20
21	22	23	24	25 ⁻¹	26 ⁻¹	27 ⁻¹	28 ⁻¹	29 ⁻¹	30 ⁻¹
31	32	33	34	35	36	37	38	39	40
41	42	43	44	45	46	47	48	49	50
51	52	53	54	55	56	57	58	59	60
61	62	63	64	65	66	67	68	69	70
71	72	73	74	75	76	77	78	79	80
81	82	83	84	85	86	87	88	89	90
91	92	93	94	95	96	97	98	99	100

Answer Sheet

More Practice Subtracting the 10s First!

Subtract these two digit numbers by subtracting the 10s first! After you subtract the 10s you can subtract the 1s to find your final answer.

$$77 - 35 = \underline{42}$$

1	2	3	4	5	6	7	8	9	10
11	12	13	14	15	16	17	18	19	20
21	22	23	24	25	26	27	28	29	30
31	32 ⁻¹	33 ⁻¹	34 ⁻¹	35 ⁻¹	36 ⁻¹	37	38	39	40
41	42	43	44	45	46	47	48 ⁻¹⁰	49	50
51	52	53	54	55	56	57	58 ⁻¹⁰	59	60
61	62	63	64	65	66	67	68 ⁻¹⁰	69	70
71	72	73	74	75	76	77	78	79	80
81	82	83	84	85	86	87	88	89	90
91	92	93	94	95	96	97	98	99	100

$$48 - 29 = \underline{19}$$

1	2	3	4	5	6	7	8	9 ⁻¹	10 ⁻¹
11 ⁻¹	12 ⁻¹	13 ⁻¹	14 ⁻¹	15 ⁻¹	16 ⁻¹	17 ⁻¹	18 ⁻¹	19	20
21	22	23	24	25	26	27	28	29 ⁻¹⁰	30
31	32	33	34	35	36	37	38	39 ⁻¹⁰	40
41	42	43	44	45	46	47	48	49	50
51	52	53	54	55	56	57	58	59	60
61	62	63	64	65	66	67	68	69	70
71	72	73	74	75	76	77	78	79	80
81	82	83	84	85	86	87	88	89	90
91	92	93	94	95	96	97	98	99	100

$$59 - 55 = \underline{4}$$

1	2	3	4	5	6	7	8	9	10 ⁻¹⁰
11	12	13	14	15	16	17	18	19	20 ⁻¹⁰
21	22	23	24	25	26	27	28	29	30 ⁻¹⁰
31	32	33	34	35	36	37	38	39	40 ⁻¹⁰
41	42	43	44	45	46	47	48	49	50 ⁻¹⁰
51	52	53	54	55	56	57	58	59	60
61	62	63	64	65	66	67	68	69	70
71	72	73	74	75	76	77	78	79	80
81	82	83	84	85	86	87	88	89	90
91	92	93	94	95	96	97	98	99	100

Answer Sheet

More Practice Subtracting the 10s First!

Subtract these two digit numbers by subtracting the 10s first! After you subtract the 10s you can subtract the 1s to find your final answer.

$$77 - 35 = \underline{42}$$

1	2	3	4	5	6	7	8	9	10
11	12	13	14	15	16	17	18	19	20
21	22	23	24	25	26	27	28	29	30
31	32	33	34	35	36	37	38	39	40
41	42	43	44	45	46	47	48	49	50
51	52	53	54	55	56	57	58	59	60
61	62	63	64	65	66	67	68	69	70
71	72	73	74	75	76	77	78	79	80
81	82	83	84	85	86	87	88	89	90
91	92	93	94	95	96	97	98	99	100

$$48 - 29 = \underline{19}$$

1	2	3	4	5	6	7	8	9	10
11	12	13	14	15	16	17	18	19	20
21	22	23	24	25	26	27	28	29	30
31	32	33	34	35	36	37	38	39	40
41	42	43	44	45	46	47	48	49	50
51	52	53	54	55	56	57	58	59	60
61	62	63	64	65	66	67	68	69	70
71	72	73	74	75	76	77	78	79	80
81	82	83	84	85	86	87	88	89	90
91	92	93	94	95	96	97	98	99	100

$$59 - 55 = \underline{4}$$

1	2	3	4	5	6	7	8	9	10
11	12	13	14	15	16	17	18	19	20
21	22	23	24	25	26	27	28	29	30
31	32	33	34	35	36	37	38	39	40
41	42	43	44	45	46	47	48	49	50
51	52	53	54	55	56	57	58	59	60
61	62	63	64	65	66	67	68	69	70
71	72	73	74	75	76	77	78	79	80
81	82	83	84	85	86	87	88	89	90
91	92	93	94	95	96	97	98	99	100

Answer Sheet

Using Base 10 Drawings in Two-Digit Subtraction

Draw pictures to solve the two-digit subtraction problems. Draw your picture for the first number and then cross off the amount for the second number in the problem.

Example:



Count how many are left!


$$47 - 31 = \underline{16}$$

Now you try!



Count how many are left!

$$65 - 34 = \underline{31}$$



Count how many are left!

Name _____

Date _____

Answer Key

Subtract 10 or 1 to get to 1!

Subtract 10 or 1 move through the path on the hundreds chart. Fill in the number sentences as you move along! Use the shaded squares to help you count.

1	2								
							88	89	
								99	100

$$2 - 1 = 1$$

$$3 - 1 = 2$$

$$4 - 1 = 3$$

$$5 - 1 = 4$$

$$15 - 10 = 5$$

$$25 - 10 = 15$$

$$26 - 1 = 25$$

$$36 - 10 = 26$$

$$46 - 10 = 36$$

$$56 - 10 = 46$$

$$57 - 1 = 56$$

$$58 - 1 = 57$$

$$68 - 10 = 58$$

$$78 - 10 = 68$$

$$88 - 10 = 78$$

$$89 - 1 = 88$$

$$99 - 10 = 89$$

$$100 - 1 = 99$$



Answer Sheet

Subtracting 10 and 1 on the Hundreds Chart

Fill in the the shaded boxes with the correct numbers.

Example:

		3							
	12	13							
					26				
	32			35	36				
41	42								
							58		
						67	68		
			74						
		83	84						90
								99	100

Now you try!

	2								
11	12							19	
					26		28	29	
		33		35	36				
	42	43							
				55					
			64	65					
							78		
						87	88		

Answer Sheet

Subtracting 10s on the Hundreds Chart

Subtract 10s by moving straight up the hundreds chart!

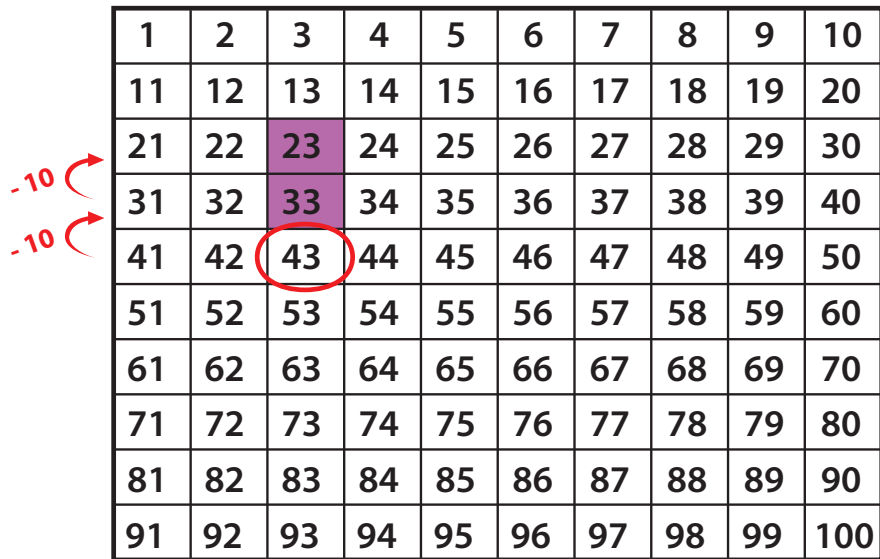
Example:

Jill made 43 muffins for the bake sale.

She sold 20.

How many muffins did Jill have left?

$$\underline{43} - \underline{20} = \underline{23}$$



A 10x10 hundreds chart with numbers 1 to 100. The number 43 is circled in red. Two red curved arrows point upwards from 43 to 33 and then to 23, each labeled '-10'. The numbers 23 and 33 are highlighted in purple.

1	2	3	4	5	6	7	8	9	10
11	12	13	14	15	16	17	18	19	20
21	22	23	24	25	26	27	28	29	30
31	32	33	34	35	36	37	38	39	40
41	42	43	44	45	46	47	48	49	50
51	52	53	54	55	56	57	58	59	60
61	62	63	64	65	66	67	68	69	70
71	72	73	74	75	76	77	78	79	80
81	82	83	84	85	86	87	88	89	90
91	92	93	94	95	96	97	98	99	100

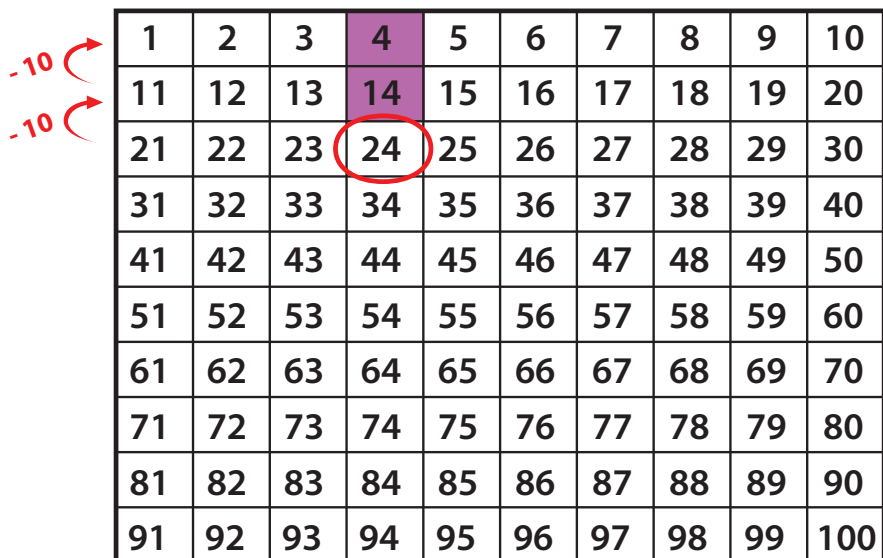
Now you try!

Jose brought 24 cupcakes to class for his birthday.

The students in his class ate 20 of the cupcakes.

How many cupcakes did he have left?

$$\underline{24} - \underline{20} = \underline{4}$$



A 10x10 hundreds chart with numbers 1 to 100. The number 24 is circled in red. Two red curved arrows point upwards from 24 to 14 and then to 4, each labeled '-10'. The numbers 4 and 14 are highlighted in purple.

1	2	3	4	5	6	7	8	9	10
11	12	13	14	15	16	17	18	19	20
21	22	23	24	25	26	27	28	29	30
31	32	33	34	35	36	37	38	39	40
41	42	43	44	45	46	47	48	49	50
51	52	53	54	55	56	57	58	59	60
61	62	63	64	65	66	67	68	69	70
71	72	73	74	75	76	77	78	79	80
81	82	83	84	85	86	87	88	89	90
91	92	93	94	95	96	97	98	99	100

Answer Sheet

More Practice Subtracting 10s on the Hundreds Chart

Subtract 10s by moving straight up the hundreds chart!

Example:

Kim drew 54 hearts on a card for her mom.

She erased 10 hearts to make room for a note.

How many hearts did she have left?

$$\underline{54} - \underline{10} = \underline{44}$$

1	2	3	4	5	6	7	8	9	10
11	12	13	14	15	16	17	18	19	20
21	22	23	24	25	26	27	28	29	30
31	32	33	34	35	36	37	38	39	40
41	42	43	44	45	46	47	48	49	50
51	52	53	54	55	56	57	58	59	60
61	62	63	64	65	66	67	68	69	70
71	72	73	74	75	76	77	78	79	80
81	82	83	84	85	86	87	88	89	90
91	92	93	94	95	96	97	98	99	100

Now you try!

Zoe picked 59 cherry tomatoes from the garden.

She used 30 of them for a big salad.

How many cherry tomatoes were left?

$$\underline{59} - \underline{30} = \underline{29}$$

1	2	3	4	5	6	7	8	9	10
11	12	13	14	15	16	17	18	19	20
21	22	23	24	25	26	27	28	29	30
31	32	33	34	35	36	37	38	39	40
41	42	43	44	45	46	47	48	49	50
51	52	53	54	55	56	57	58	59	60
61	62	63	64	65	66	67	68	69	70
71	72	73	74	75	76	77	78	79	80
81	82	83	84	85	86	87	88	89	90
91	92	93	94	95	96	97	98	99	100