

Reading

Treasure Chest

2nd
GRADE

Meet Captain Hook,
Blackbeard, and his mates
and join them in their
adventures!



Table of Contents

Reading Treasure Chest

Captain Hook Coloring Page
Blackbeard the Pirate Coloring Page
Captain Kidd
Blackbeard For Kids
Paper Puppet: Pirate
Paper Puppet: Mermaid
Cut and Paste Playsets: Pirates!
Treasure Map Grid
Treasure Island Crossword Puzzle

Certificate of Completion

This is Captain Hook. He is the mean pirate captain of The Jolly Roger and the lord of the pirate village in Neverland. He wears a hook in place of his right hand, which was cut off by his archenemy Peter Pan, who fed it to a crocodile! Many fear Captain Hook...except, of course, for brave Peter Pan!



Ahoy there matey! This is Blackbeard, the most feared and notorious of all pirates in the 18th century! A shrewd and calculating leader, Blackbeard used his fearsome image to scare those he desired to steal from. He even lit fuses under his hat to frighten his enemies!





Young William Kidd became a captain on the day a ship's crew mutinied! He was appointed captain and the ship was re-named the Blessed William. After proving to be good at protecting British colonies from the French, he spent some time as a privateer – someone who worked for a country's government to attack foreign shipping in a time of war.



Captain Kidd was hired by rich men to set sail for the Indian Ocean to hunt for pirates and rogues who were enemies of England. Making a ship ready to sail with supplies, crewmen and repairs was expensive to do, but the possibility of treasure was appealing. Any treasure Captain Kidd found he only had to share some of it with the men who'd hired him. On the ship the Adventure Galley, he found himself in trouble almost as soon as he set sail from London. When a ship of the Royal Navy was passing by, Captain Kidd and his crew refused to salute. As punishment for this (very pirate-like) behavior the navy held most of his crew. This forced him to hire new crewmen in other ports along the way.



By the time Captain Kidd reached the Indian Ocean he was running out of time! He had not found any pirates, his crew was getting sick, and his ship was breaking down! Captain Kidd made a decision: they would attack any ship that passed by, in hopes of finding treasure. It was one year past the date he was supposed to return to England with loot. If he didn't find any, he'd be in a lot of trouble.


An Armenian ship, called the Cara Merchant, came within view full of expensive fabrics, gold and silver. There were no pirates on that ship but Kidd captured it and took the ship and all its treasures. He sold the goods for profit and hid the Cara Merchant, anchored off of an island in the Caribbean.



Captain Kidd was captured. He owed men in England a lot of money and he'd stolen a ship! But before he was captured he buried his treasure; no one knows where. Some people say that to this day his treasure is there, buried somewhere in the Caribbean.



Blackbeard was a fierce pirate. He started his career as a privateer, but soon carved his own path on the waters in true pirate-style. His ship was called Queen Anne's Revenge. He spent most of his pirate life sailing up and down the eastern coast of the Americas and the Caribbean.





Blackbeard's most daring exploit was in May of 1718. Using Queen Anne's Revenge and two other ships, Blackbeard blocked the harbor of Charleston, South Carolina, keeping any ships from leaving or entering. He pillaged a couple of vessels for valuables on-board. And he took a number of the city's important citizens as hostages for ransom. His only ransom demand: a chest full of medicine.



When the demands were met, Blackbeard released the hostages and left Charleston harbor without having fired any shots.

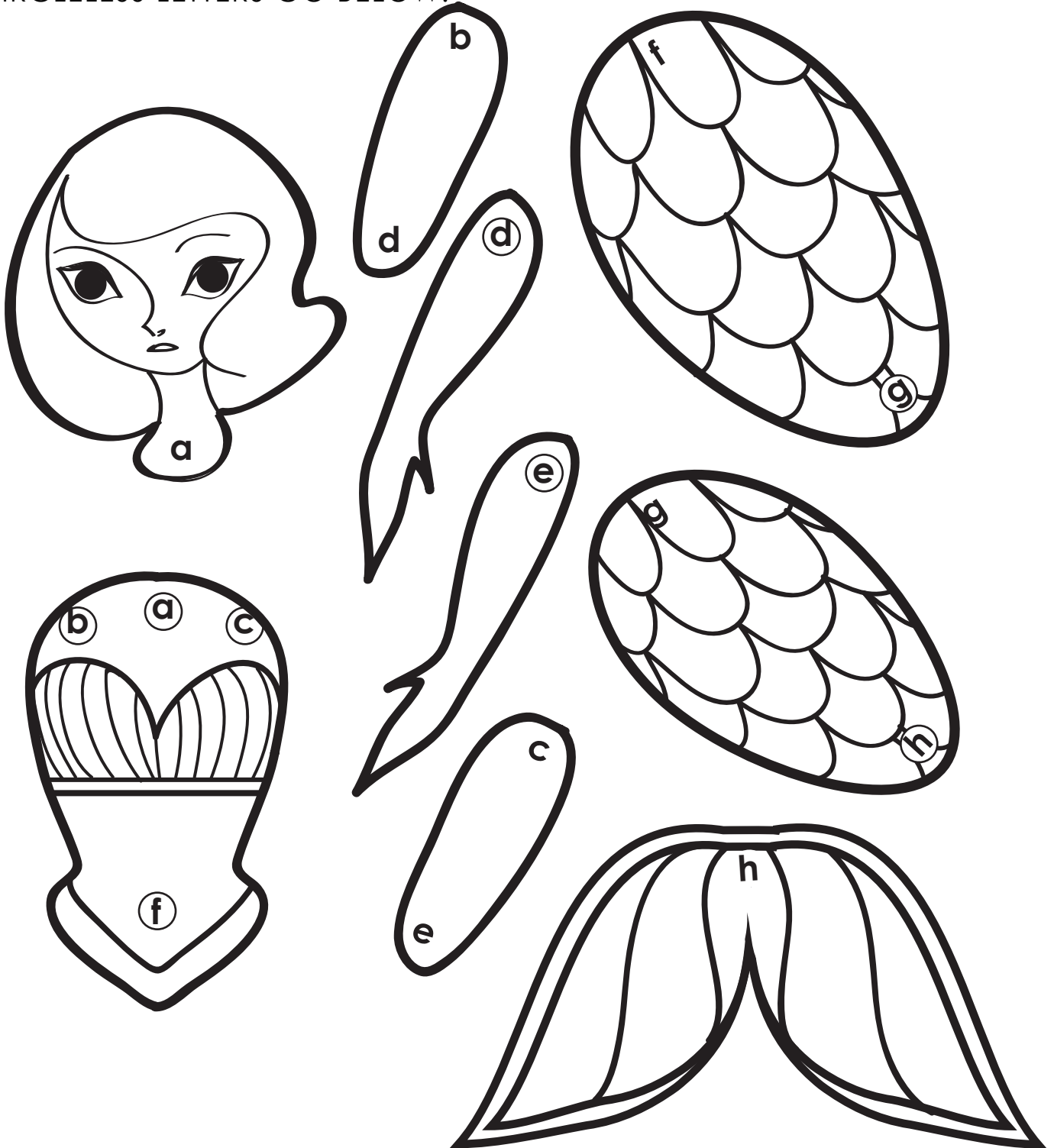
PIRATE PUPPET

1. COLOR IN THE PIRATE.
2. CUT OUT THE PIRATE PARTS BY CUTTING AROUND THE BOLD LINES.
3. USE PAPER FASTENERS TO CONNECT THE PARTS TO THEIR MATCHING LETTERS. LETTERS WITH CIRCLES ON THEM GO ON TOP WHILE CIRCLE-LESS LETTERS GO BELOW.





MERMAID PUPPET


1. COLOR IN THE MERMAID.
2. CUT OUT EACH PART BY CUTTING AROUND THE BOLD LINES.
3. MATCH THE LETTERS AND CONNECT THE PARTS USING PAPER FASTENERS. LETTERS WITH CIRCLES ON THEM GO ON TOP WHILE CIRCLELESS LETTERS GO BELOW.



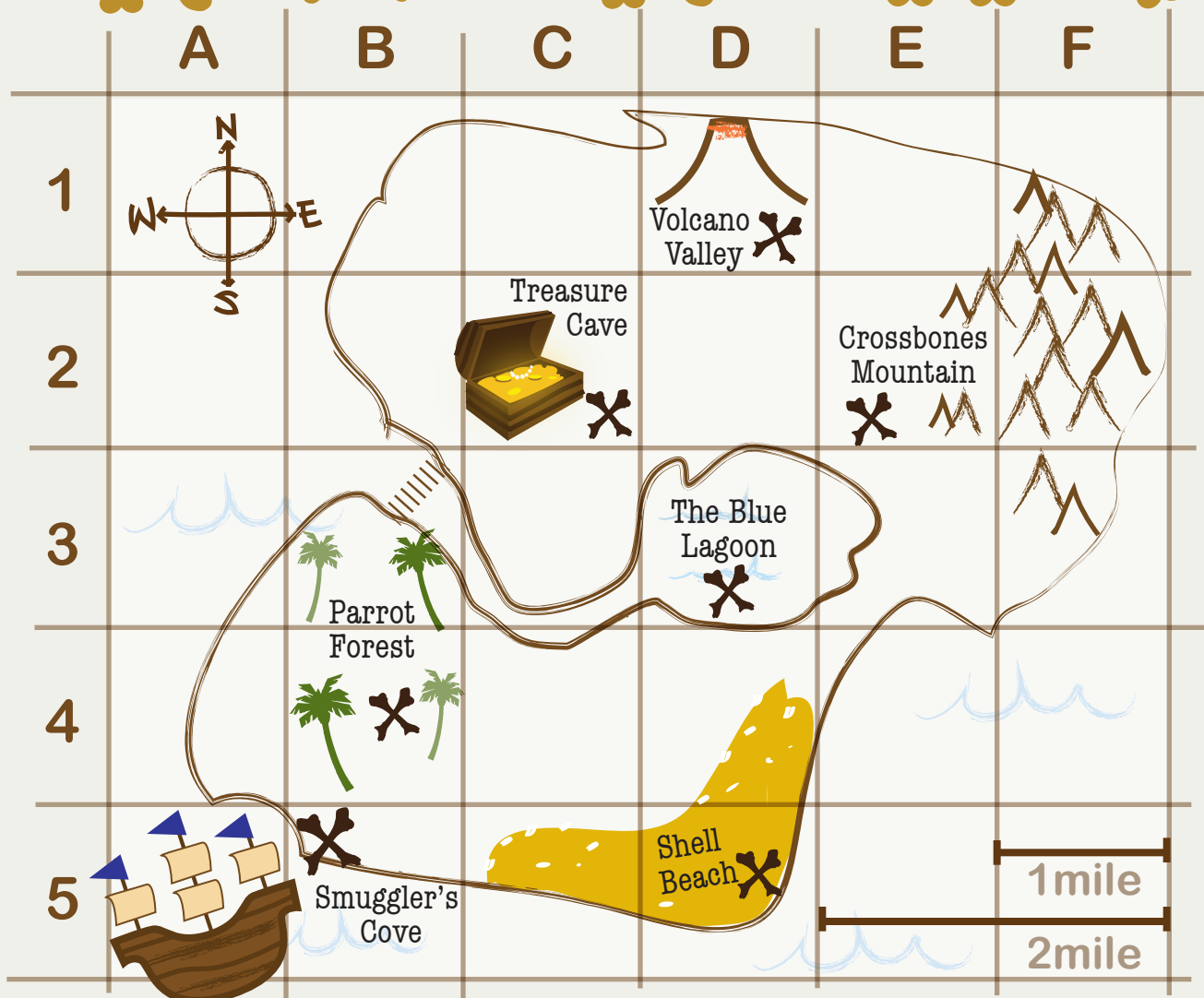


COLOR THESE PIRATES
THEN HAVE YOUR
PARENTS HELP YOU CUT THEM OUT!
TIP: HAVE A PARENT
LAMINATE THIS PAGE AFTER
YOU COLOR IT FOR
LONGER-LASTING PLAY!





TREASURE MAP



YOU HAVE LANDED ON TREASURE ISLAND. Each landmark on the map lies within a square that's named after the column and row that make its sides. For Example, you have landed on Smugglers Cove. It is located under column B row 5, which means it is in square B5. Fill out the location of the other landmarks below.

Parrot Forest _____

The Blue Lagoon _____

Volcano Valley _____


Crossbones Mountain _____

Shell Beach _____

Treasure Cave _____

TREASURE ISLAND

CROSSWORD PUZZLE



ACROSS

1. An exciting and daring experience.
3. A pirate loves precious metals, such as gold and _____.
6. Attached to the mast, and catches wind to propel the boat.
7. An _____ is a piece of land surrounded by water.
8. Lower the _____!
9. A pebbly, sandy shore.

DOWN

2. A _____ is a valuable object or a collection of valuable objects.
4. A person who attacks and robs ships at sea.
5. Fire the _____!

WORD BOX

ISLAND/TREASURE/SAIL/CANNON/ANCHOR
WIND/ADVENTURE/PIRATES/SILVER/BEACH



Great job!