

1

Jolly Phonics

Make Learning fun



Ebooks Library
ebooks.aic.org.pk

<https://aic.org.pk/>
<https://ebooks.aic.org.pk/>

With




Activity Book 1

s a t i p n



letter sounds



fun activities



pre-writing skills

Sara Wernham and Sue Lloyd

Ss

Snake is curled up, asleep, in the sun. CLICK!


Someone has taken his picture. Snake stands up and hisses "ssssssssss". Inky is very frightened, but Bee tells Snake off. Bee tells Snake that Inky Mouse is taking pictures of things for a book she is making. Inky has promised to teach Bee to read. Snake asks if Inky will teach him to read too.

Colour
the
picture!



NOW YOU CAN





Do the
action and
say the
sound!



Action

Weave your hand in an 's' shape, like a snake, and say **SSSSSS**.

Which of these things begin with the sound 's'?
Join them to the letter 's'.



NOW YOU CAN
Write the letter.
Start at the top!
Try different
colours!



Inky says,
"Hold your
pencil
correctly!"






Tips for Parents

Remember to call 's' by its sound 'sss' and not its name 'ess'.



Sounds



NOW YOU CAN

Cut out the
letters and put
them back
together again!







NOW YOU CAN

Find the
letter sound
stickers that
start the
words.



Sticker Activity

Put your
stickers
in the
boxes.



s

a

t

Sticker Activity



Look at the picture on each fish sticker, listen to the first sound and choose the correct net to stick it in.






NOW YOU CAN
Follow the
trails with
your pencil.

Pencil Trails



Inky says,
"Hold your
pencil
correctly!"



Tips for Parents

These activities will help develop your child's pencil control and also teach them to write from left to right.

